

# WHEEL REPORT **SMD**

SOUTH MOUNTAIN DIVISION - NMRA

---

## FALL, 2008

---

### Fall Meetings

**September** – September 13, 2008, 2 to 5 pm. Jeff Grove's Pine Valley Timber Company.

Jeff's freelanced layout is approximately three years old, loosely based on Western Maryland/Norfolk & Western prototypes. His scenery is about 80 percent done. Jeff operates with DCC and a card system and he is currently getting schedules together, finishing the remaining scenery and completing proper backdating.

Address: 17138 Lappens Road, Hagerstown MD 21740-1337

Directions: From I-70, take Exit 28 and turn southwest onto MD-632/Downsville Pike. Go 2.9 miles, **Turn Left** at Lappens Road/MD-68 and go another 0.4 miles to 17138 Lappens Road. **Turn Left** through gate. House is on the left.

Clinic: East Broad Top Railroad, by Pete Clarke.

**October** – October 12, 2008, 2 to 5 pm, Winchester Model Railroad Club layout.

Address: 430 North Cameron Street, Winchester MD

Directions: From the Virginia Avenue/I-81 interchange near Williamsport, go south on I-81 34.4 miles to Exit 317 in Virginia. Take the US-11 exit, EXIT 317, toward VA-37/WINCHESTER/US-522 N/STEPHENSON/US-50 W for 0.2 miles.

**Keep Right** at the fork to go on Martinsburg Pike/US-11 S/VA-37 S for 0.4 miles. Merge onto US-11 S via the ramp on the **Left** toward

Winchester Business for 1.8 miles. Stay straight to go onto N. Loudoun Street/US-11 Alt. for 0.3 miles (6 blocks). Turn Left onto Clark Street and go 0.1 miles to the bottom of the hill. Turn Left onto North Cameron Street and make an immediate right into the ex-B&O Freight Station parking lot.

Clinic – B&O operations in Winchester, by John King from Boyds MD.

**November** – November 9, 2008, 2 to 5 pm, Bob Proctor's Western Antetiam & Layabout.

Address: 350 Briar Lane, Chambersburg, PA

Directions: From I-81 Exit 16, take US-30 East 2.1 miles to Briar Lane. Benny's Pizza is on the corner.

**Turn Right** (south) onto Briar Lane and go 0.6 miles to 350 Briar Lane, which will be on your left. If the driveway is full, you can park on the lawn on the south side of the house.

Clinic – Making realistic stone structures from Styrofoam by Richard Lind.

### 2008 – 2009 Elections

Members present at the May 16<sup>th</sup> meeting elected new officers for the South Mountain Division for 2008/2009. New officers are: Pete Clarke, Superintendent; Don Florwick, Assistant Superintendent; Richard Lind, Clerk/Wheel Report Editor; and Bob Johnson, Advisory Board. Ray Price stayed on as Paymaster. Bill Reynolds and Bob Proctor stayed on as Advisory Board members.

Bob Johnson hosted a meeting on August 8, 2008 to orient the new officers and plan fall meetings.

**From the Desk of the Division Superintendent:**

Some of you may not know me, so allow me to introduce myself: I'm Pete Clarke. I model in HO scale, but in 3 foot gauge. I model the East Broad Top Railroad. I'm far from being a great modeler, but my railroad is reasonably complete, so I believe it gives you a good overall "feel" for what I'm going for. Currently, the big project on my layout is the addition of an iron furnace. In reality the iron furnace was long gone by the era I'm modeling. That's another thing you should know about me, I like to model a place and time, but I'm willing to make changes as long as they seem plausible and make my model railroad more enjoyable.

I also like to learn things. I've greatly enjoyed learning about the East Broad Top and the things it did to enable the iron furnaces, the coal business, the tanning business, and the refractory brick business – bet you didn't know there were that many major businesses that used the EBT! Yet we all have limited time, so we cannot study everything. I wish I knew more about the other railroads of our area: B & O, C & O, Western Maryland, Washington and Old Dominion, Huntingdon and Broad Top – and there are many more. Yes, Mike, I'd even like to know a little more about the Great Northern.

So, during this year's monthly meetings many of our clinics will focus on our local railroads. Here's a wonderful opportunity for you to tell the group about the railroad that you like so much. To get the ball rolling, I've volunteered and in the September meeting, I'll convince you how interesting the EBT is and why it's the perfect railroad to model. In October, John King will discuss the B & O and its operations around Winchester, VA. In November, Richard Lind will show us how he makes rock walls from Styrofoam.

I hope you'll each see how easy it is to give a talk about your favorite line (or other topic) and volunteer to teach us a thing or two in one of our upcoming meetings.

I know I speak for the rest of the division when I thank Bob Johnson for all his efforts during these past years. I guess he's held just about every post in the division! I know he's sure helping me now, and I'm grateful. We have a pretty good group of guys and gals in the SMD. If you've not been to a meeting, or not been in a while, you might want to stop in and be reminded of that.

Pete Clarke  
Superintendent -- SMD

**Clerk's Scriblings**

Your new SMD Clerk is Richard Lind. Since most of you haven't met me, I'll introduce myself. I live in Frederick with my wife Nancy. I'm retired. After I arrived in this area 20 years ago, I married into a B&O family, and I'm happily modeling the B&O in S scale. Back in 2004 at the South Mountain Express, I asked Roy Hoffman how I could best serve the National Association of S Gaugers. Roy suggested that as a scale modeler, I should be a presence in the NMRA. So, here I am.

I thank Bob Johnson, Mike Reed, Pete Clarke, Don Florwick, Bill Reynolds, Blob Proctor and Ray Price for getting me up to speed.

Mike Reed made a wonderful contribution to this newsletter. I hope you will make contributions to the Wheel Report as well. All contributions to the Wheel Report are welcome.

**Ridin' the Rails*****Mike & Stef's Adventures as Railfans***

**East Broad Top RR – Orbisonia, PA** On August 9<sup>th</sup> about 20 or so members of the informal 'Friday Night Group' and their wives got together for a day at the EBT and picnic up there. We met in Chambersburg, where we carpoled up to Orbisonia. It was an absolutely beautiful day for the drive through the mountains, the ride on the train, and the picnic that followed.



Stef secured space on car #8 for the group and we had a nice ride up to Colgate Grove where the entire train is turned on a wye. Passengers are let off the train for 10-15 minutes in order to take pictures of the engine or just stretch their legs. The grove is also a nice place for having a picnic, but the group decided to have ours behind the roundhouse back at the station.

On the way out, we had spotted a nice picnic table underneath the shade of a big tree behind the roundhouse. When we got back to the station, Stef sprinted off the train & ran over to it to save the space for the rest of the crowd. We pulled out our coolers, portable gazebos, extra tables and chairs and got down to the serious business of eating. All the ladies (and some of the guys, I guess) had contributed a variety of yummy dishes for all of us to share. We proceeded to stuff ourselves while sitting around chatting.

Nearby is the Rockhill Trolley Museum and after lunch many of us wandered over there to take a ride on the trolley which runs on old EBT right of way about a mile or two down to Shade Gap where

it reverses and comes back. It's a delightful little trip through the woods. The conductor/engineers were very knowledgeable volunteers and filled us in on the history of trolleys & interurban railroads of the early & mid- 20<sup>th</sup> century.

I doubt that we could have had a better day for this excursion. It was a delightful time with good food & good company. The East Broad Top RR is a very family-friendly activity and, in combination with the Rockhill Trolley Museum (& trolley ride) offers a nice day's entertainment for railfans and even non rail-oriented families. There are even a couple of Bed & Breakfast places near the station for people wishing to stay overnight.

**Chesapeake & Allegheny RR – Leakin Park, Baltimore** Stef and I were on our way to view an N-scale layout over in the Baltimore area on August 10 (yes, we're hard core train addicts!) and stopped by this 'live steam' club at a nearby park on the west side of Baltimore. This particular Sunday we watched while 2 different small scale live steam engines and a diesel ran around the park on rails about 7" apart. I believe the scale was 1 1/2", but don't hold me to that. While we didn't ride any of these 'cute' (as Stef said) little trains, we enjoyed watching them run around the park. The line looks to be about 1/2 mile long, so it's a nice ride. Once again, it's a great local trip for a family, especially one with small children. I believe they operate on the 2<sup>nd</sup> Sunday of each month between April and November. For more information go to [www.calslivesteam.org](http://www.calslivesteam.org).





**Hesston Steam Museum – Hesston, IN** It's the following weekend, August 16 and Stef and I had journeyed to the LaPorte, IN area for a family reunion. On the way to the affair, we happened to drive by a sign advertising this place. So, being train addicts we naturally had to take a break from the reunion activities and come back for an hour or so 'fix' and train ride.

The museum has been in operation for 52 years I was told. They have a variety of exhibits and train rides...literally something for everyone. When we entered the property I noticed what appeared to be a miniature version of an old American 4-4-0 over in the back. A couple of guys were fiddling around with it, so I wandered over there to see what they were up to. As it turns out, it was a miniature 2-4-0. It had originally been built in the early 1900's as an amusement ride and had run at the Brookfield Zoo in Chicago, IL for years...a ride similar to that at Disney World where the train runs around the park with stops every so often. I told the guys that there was actually a good chance that I had ridden behind this loco before; back in the 1950's when I was a kid in Chicago! They told me that the engine had been out of service for awhile due to some mechanical problems and that they thought they had solved them and were getting ready to take it out on a trial run. One of the guys took me into the car barn to show me the largest engine in their inventory, a 3 truck Shay locomotive that they got from some logging company out in New Mexico. It's fully operational, but wasn't running that day.

The museum offers rides on 3', 2', 1 1/2' and 7" gauge trains. As I said, the 3' Shay wasn't

operating, but Stef and I took a very pleasant ride behind a 2' gauge German 0-4-0. The ride was about 2 miles & wandered through forests, over creeks and past a couple of small lakes before returning to the station. Nice open air cars and the cool air in the woods made for a very enjoyable ride. We also talked to the engineer of one of the other locos pulling a train around the park. This engine ran on the 1 1/2' track and was an amazing model of a 4-6-4 Hudson. I was kidding the engineer about having a weak Union since he had to act as his own fireman, feeding coal to the small firebox with something that looked like a big spoon (or small shovel). There was also a group of volunteers offering trips on two different 7" gauge trains, one a model Santa Fe 'F' unit and the other a more modern AMTRAK diesel. The little kids seemed to really enjoy that ride.



The museum has other exhibits, too, including an operating steam sawmill, a steam operated electric generating plant (apparently the first one in LaPorte Co., IN. – 60kw, direct current), several steam tractors and other steam-operated

farm equipment, and a steam powered railroad crane.

For those of you on your way across the Indiana Turnpike and looking for a way to kill some time in rural Indiana, this is a nice place to kill a couple of hours on a weekend. Their website is [www.hesston.org](http://www.hesston.org). They're about 5 miles or so off the turnpike.

**Events, Open Houses and Train Shows:**

Saturday evenings. Strasburg Railroad Wine and Cheese trains. September 6, 27 at 6:00 pm; September 13, 20 at 7:00 pm; October 4, 11, 18. 25 at 6:00 pm; November 1, 8, 15, 22, 29 at 6:00 pm. [www.strasburgrailroad.com/wine-and-cheese.php](http://www.strasburgrailroad.com/wine-and-cheese.php)

Current exhibit at Railroad Museum of Pennsylvania: Ted Rose (1940-2002) Paintings and Photographs, through December 31, 2008. [www.rrmuseumpa.org](http://www.rrmuseumpa.org) for more info.

September 20-21, 2008, 10 am to 2 pm. Waynesboro Model RR Club, Summer Open House

September 20, 2008. Potomac Eagle all day trip, Romney WV. [www.potomaceagle.info/events.php](http://www.potomaceagle.info/events.php)

September 20, 2008, 11 am to 4 pm. Cumberland Valley Model RR Club open house, 440 Nelson St., Chambersburg PA. [www.cvmrrc.com/events.htm](http://www.cvmrrc.com/events.htm)

October 4-5, 2008. Brunswick Railroad Days, Brunswick MD [www.brunswickmd.gov](http://www.brunswickmd.gov)

October 11-12, 2008. East Broad Top Railroad Fall Spectacular, Orbisonia PA [www.ebtrr.com](http://www.ebtrr.com)

October 11-12, 2008. Great Scale Model Train Show, Maryland State Fair Grounds, 2200 York Road, Timonium MD 21093 [www.gsmts.com](http://www.gsmts.com)

October 16-19, 2008. **NMRA Mid-Eastern Region Annual Convention**, Sheraton Reston Hotel, 11810 Sunrise Valley Drive, Reston VA 20191 <http://www.bytedesign.com/mer/MER.html>

October 18-19, 25-26, 2008. New River Train, Huntington WV. [www.newrivertrain.com](http://www.newrivertrain.com) for info. November 2, 2008. 31<sup>st</sup> Gaithersburg Train Show, Montgomery County Fair Grounds, Gaithersburg MD (railroadiana)

November 14-16, 2008. See and Know C&O IV. Chesapeake & Ohio Historical Society, Clifton Forge VA. [www.cohs.org](http://www.cohs.org) for more info

December 6-7, 2008. Greenberg's Train and Toy Show, Maryland State Fair Grounds, 2200 York Road, Timonium MD 21093 [www.greenbergshows.com](http://www.greenbergshows.com)

**SMD Officers 08/09**

**Superintendent:**

Pete Clarke  
(301) 482-1136  
Email: [ebtmx5@aol.com](mailto:ebtmx5@aol.com)

**Assistant Superintendent:**

Donald (Don) Florwick  
(717) 352-8759  
Email: [DJFlorwick@comcast.net](mailto:DJFlorwick@comcast.net)

**Clerk/Wheel Report Editor:**

Richard Lind  
202 West College Terrace  
Frederick, MD 21701-4844  
(301) 694-9496  
[relind202@verizon.net](mailto:relind202@verizon.net)

**Paymaster:**

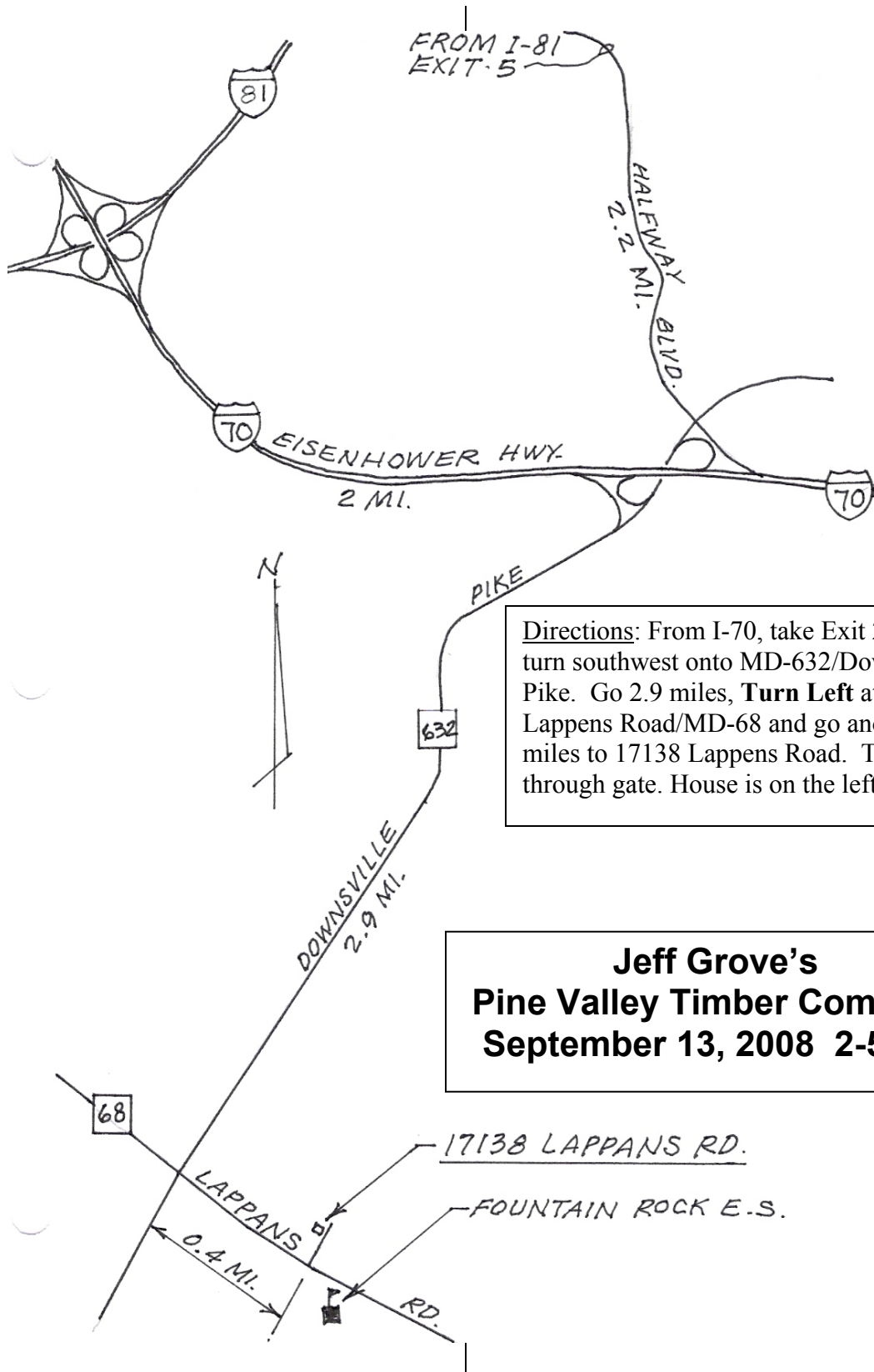
Ray Price  
(301) 845-6465  
[rayswesternmarylandrr@erols.com](mailto:rayswesternmarylandrr@erols.com)

**Advisory Board:**

Bob Johnson  
(301) 371-9129  
Email: [rcyrlj@aol.com](mailto:rcyrlj@aol.com)

Bill Reynolds  
(717) 762-2986  
[Bill76@pa.net](mailto:Bill76@pa.net)

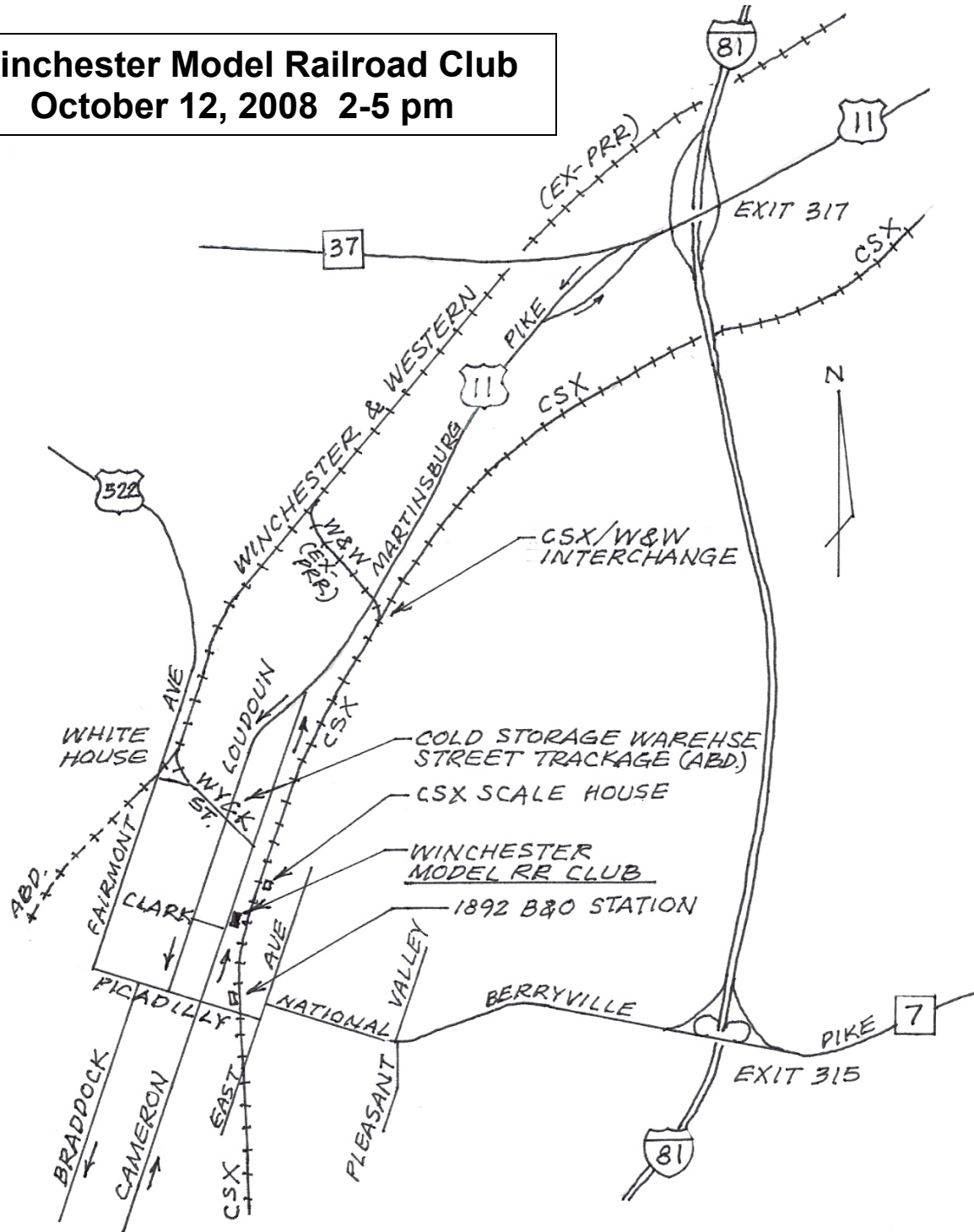
Bob Proctor  
(717) 264-0635  
[rlpx2@comcast.net](mailto:rlpx2@comcast.net)



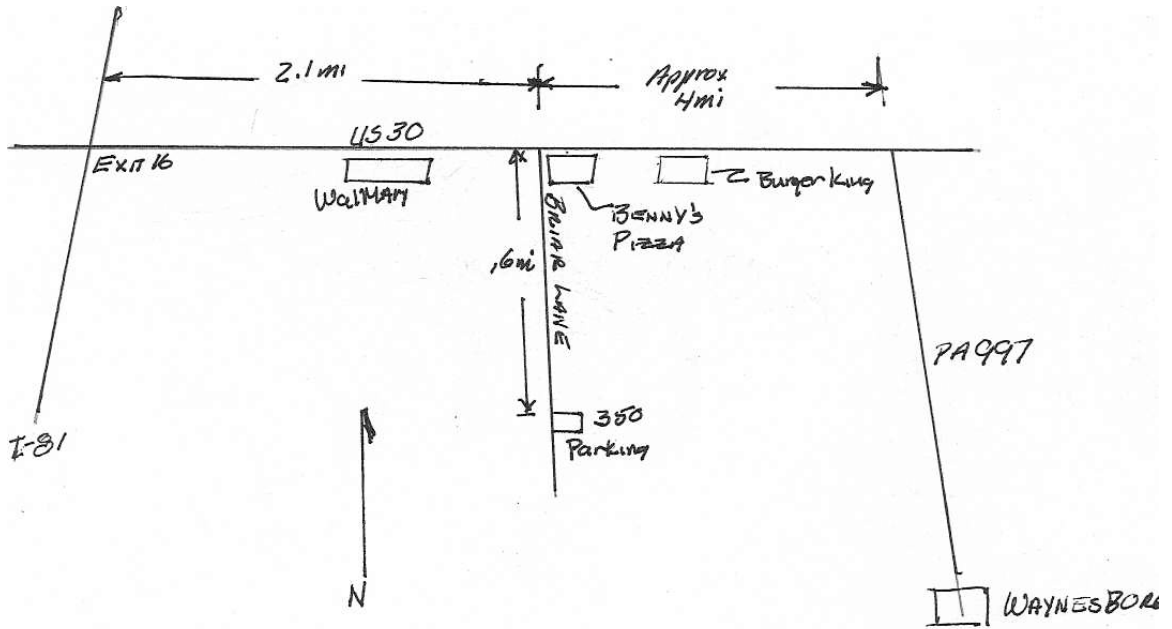
**Directions:** From I-70, take Exit 28 and turn southwest onto MD-632/Downsville Pike. Go 2.9 miles, **Turn Left** at Lappens Road/MD-68 and go another 0.4 miles to 17138 Lappens Road. Turn left through gate. House is on the left.

**Jeff Grove's  
Pine Valley Timber Company  
September 13, 2008 2-5 pm**

**Winchester Model Railroad Club  
October 12, 2008 2-5 pm**



**Directions:** From the Virginia Avenue/I-81 interchange in Williamsport, go south on I-81 34.4 miles to Exit 317 in Virginia. Take the US-11 exit, EXIT 317, toward VA-37/ WINCHESTER /US-522 N/STEPHENSON/US-50 W for 0.2 miles. **Keep Right** at the fork to go on Martinsburg Pike/US-11 S/VA-37 S for 0.4 miles. Merge onto US-11 S via the ramp on the **Left** toward Winchester Business for 1.8 miles. Stay straight to go onto N. Loudoun Street/US-11 Alt. for 0.3 miles (6 blocks). Turn Left onto Clark Street and go 0.1 miles to the bottom of the hill. Turn Left onto N. Cameron Street and make an immediate right into the ex-B&O Freight Station parking lot. **Alternate route:** Via EXIT 315 and the 1892 B&O Station.



From I-81, exit 16 to US 30 East, go east 2 miles to Briar Lane. Benny's Pizza is on the corner. Turn right, south, to 350 on your left. Approx. .6mi. From Waynesboro, go north on Rte 997, from the square, to US 30, go west, left, approx 4 miles to Briar Lane, first road after Burger King at Benny's Pizza and turn left.

If driveway is full, you can park on lawn at south side of house. Enter through lower level in back of through breezeway and straight down the stairs.

**Bob Proctor's  
Western Antetiam & Layabout RR  
November 9, 2008 2-5 pm**