

# WHEEL REPORT



SOUTH MOUNTAIN DIVISION - NMRA

smdnmra.org

---

## WINTER 2010 – 2011

---



### RENEW ONLINE

You can renew your NMRA membership easily on line at <http://www.nmra.org/nmrastore/index.html>. There's a box in the upper right hand corner of this screen called "U. S. Membership". Click on the appropriate category and away you go.

### WINTER MEETINGS

**December** – Sunday, December 12, 2010, 2 to 5 pm. Pete and Jane Clarke's HOn3 East Broad Top near Damascus MD. The Clarke's layout represents the entire railroad from Mt. Union to Robertsdale and its mines. The Rockhill Furnace yard is a centerpiece on the layout, which is operated point to point with DCC and TT&TO. Scenery is complete.

Clinic: TBD

**January** – Sunday, January 9, 2011, 2 to 5 pm. Ed Maldonado's Colorado & Maryland RR near Buckeystown MD. The C & M is a freelance HO scale layout featuring a 150-foot 3-track mainline designed for continuous running. Scenery is complete The layout features CSX and its heritage railroads, including late steam..

Clinic: TBD

**February** – Sunday, February 13, 2011, 2 to 5 pm, Bill Reynolds' HO scale Denver & Rio Grande Western. Bill models the line from Alamosa to Silverton in the 1957 – 58 era. D&RGW once intended to standard gauge these lines and Bill models it that way. Bill uses NCE DCC equipment and hosts operating sessions. He's starting the scenery of the high line in the coke ovens area.

Clinic: TBD



## NEW MEMBERS

Welcome to new members Augie Dimarsico and Larry Daily. We invite you to our meetings: an important benefit of NMRA membership.

## FROM THE DESK OF THE SUPER

I'd like to start by apologizing for the lateness of the Wheel Report. I have been very busy of late and did not get the info to Richard in time to get the Wheel report out on schedule. We have been trying to get the meeting locations finalized and have just confirmed the hosts. I look forward to seeing everyone at the upcoming meetings.

Mike

## CLERK'S SCRIBBLINGS

The Super is taking too much upon himself. The truth is: the WR was written months ago. I just hate doing the maps. It's not easy to make them clear, fit in the space and look good. In the following article, Pete leaves out what he did. Before Jim Allen got involved, Pete added a lot of content to the SMD website using a WYSIWYG (what you see is what you get) editor. Jim took it from there.

Richard

## SMD's WEB SITE

I see that it's just back in the spring of 2009 that I wrote of the SMD's website. I can see that because it's so easy to reference back issues of the Wheel Report on the website. Did you know that? Have you looked at the website recently? You should.

Lets start with the old. On behalf of all the members of SMD, thanks to both Richard Benjamin and Jim Allen. Richard donated the hosting for many years and I believe he was the site developer for a long while also. Jim helped us out when we really needed it and gave us a great website.

Now lets move on to the new. Things were still not perfect. We needed to have an SMD member who could do it for us. This summer SMD member Roy Hoffman offered to take over doing the website for us. He does several websites and they are really well done. We discussed our ideas for the website and he felt he could do what we had in mind. So this fall he's taken over as our webmaster. You should take a peak: SMD is looking sharp.

Oh, that's [www.smdnmra.org](http://www.smdnmra.org). Check it out, save it on your browser as a favorite. Check back for updates, and contact Roy or an officer with your suggestions on ways to make it better or with your submissions. Want to add your railroad to the tours section but don't feel you can take the photographs? Contact me, I'll get you taken care of.

Pete Clarke

## GOOD NEWS


According to U.S. News, "Adults over 70 who choose brain-stimulating hobbies over TV watching are two and a half times less likely to suffer the effects of Alzheimer's disease, according to Richard Stim and Ralph Warner's book *Retire Happy: What You Can Do Now to Guarantee a Great Retirement*.

## OPERATIONS ROAD TRIP

by Don Florwick

### The First Annual Spring Road Trip Operations Session

On Saturday, April 16, 2011, From 1 to 5 PM, the South Mountain Division will hold it's first annual Spring Road Trip Operations Session. For this year's session we will travel to Johnstown, PA to experience an operating session on David Baker's HO freelanced Cumberland & Lake Erie Railroad.



David models the Laurel Division between Johnstown and Cumberland and two branch lines as it might have been in 1957. This NCE controlled



HO layout uses Time Table & Train Order for its operating scheme and traffic is generated by car cards and waybills. If you would be interested in joining us for a fun filled operating afternoon this spring, contact Don Florwick to get on the manifest. Don can be reached by e-mail at DJFlorwick@comcast.net or phone him @ 717-352-8759. We will be limited to 12 operating slots and space is first come first served.

## REGISTER EARLY FOR RPM- EAST OPERATING SESSIONS

Keystone Division – MCR will host the 2011 Railroad Prototype Modelers Seminar – East. It will be held on Friday, March 25th and Saturday, March 26th at the Sheraton Four Points Hotel on US Route 30, just east of Greensburg PA.

Several local layouts will host operating sessions on Thursday evening, March 24<sup>th</sup>. Car pools will leave the Four Points Hotel at 6:00 p.m. **Ops is limited to 35 participants**, so get your application in early. You can view the website and get an application at [http://www.hansmanns.org/rpm\\_east/2011.htm](http://www.hansmanns.org/rpm_east/2011.htm) .

There will be a layout tour on Sunday, March 27<sup>th</sup>. RPM consistently showcases prototype models and excellent in-depth clinics. Greensburg is 150 miles and a little less than three hours from Hagerstown.



## IMPAIRED-VISION MODELING

by Richard Lind

I'm becoming an impaired-vision modeler. With advancing age, vision problems, some hereditary, accrue. First came bifocals, then dry eyes, followed quickly with cataracts and corneal dystrophy, and now some macular degeneration. But I still enjoy building models.

When I had good eyesight, I made patterns for an S scale manufacturer, using an Optivisor with an Optiloup accessory lens. When I got my first bifocals, I found they were incompatible with the Optivisor, which forced me to look through the parting line between lenses. This didn't work for me and I gave up modeling because it didn't occur to me to get a pair of reading glasses. When I got

graduated bifocals, using an Optivisor was possible again.

I've used an Optivisor for all my modeling tasks for years. Now I use an Optivisor all the time to read newspapers and



Magazines comfortably. But even using the Optiloup accessory, I can't see as very clearly.

Our ophthalmologist tells my wife that we don't have a good eye between us. We got magnifying lamps from a drafting supply house. They turned out to work well for modeling. We even have a one with a floor stand and casters that I can use away from the workbench, such as, on the layout.

Recently, Nancy bought a desktop video magnifier – Freedom Scientific's Topaz model. Depending on screen size, the Topaz can magnify from 3x to 70x in 16 steps. You can lock the focus, so the machine doesn't continually change focus as you write a check or work on a hobby project.

This machine will work well for one of my projects. I have to cut down a bunch of Tichy HO industrial



Windows for an O scale roller mill I'm converting to S scale, and I can't see well with an Optivisor anymore to do this accurately.

Freedom Scientific also makes a line of portable desktop self-focusing video magnifiers called the Onyx. The Onyx has the same features as the

Topaz, except that it has a swiveling camera attached to a separate stand. It will automatically focus wherever you aim the rotating camera and then you set the magnification. It works well in a classroom situation where you need to jump quickly from close and distance vision and back. The swing-arm model shown costs about \$2200. A flexible-arm can add \$200 to the cost and the PC version with a flexible arm can be \$400 more. To see a Freedom Scientific Onyx demo video, go to

<http://www.freedomscientific.com>



The Optelec ClearView is a similar product, similarly priced. You can see their MultiView product line at <http://www.optelec.com>.

If these low vision products interest you, shop around, and don't forget to check Ebay. You might find a deal.

## PAVEMENT MARKING

by Richard Lind

What did streets and highways look like in the late 1940's and early 1950's?

The question is answered as far as signage goes by the excellent four-part series: "On The Road In The Age Of Steam", by Mike White that appeared in the *MER Local*, starting with the March/April 2008 issue.

So what about pavement marking? In the steam era, each state developed their own pavement marking standards. Often, pavement marking changed when you crossed into another state. Today all the states follow the *Manual of Uniform Traffic Control Devices* (MUTCD).

I looked on the Internet to find a 1948 MUTCD, but found a more useful document instead: "Evolution of the U.S. Pavement Marking System."

The answer to my question on pavement marking is on page 5, on a map showing pavement marking in the U.S. in 1949 for two-lane, two-way highways. Maryland used a dashed yellow centerline and a solid white line as a barrier in no passing zones, the opposite of what it is today. Pennsylvania and all the states surrounding Maryland used a dashed white centerline and a solid yellow line as a barrier in no passing zones.

If you are modeling a specific area in this era, take a look at this map. If you are modeling a different era, take a look at this document. You can find it at <http://tcd.tamu.edu/Documents/evolution.stand-alone.pdf>.

## WHEEL REPORT IN KML

NMRA's Kalmbach Memorial Library has digital copies of the web version of the *Wheel Report* in starting with the Spring 2008 issue. NMRA encourages this with their AP Certification rules for Association Volunteer.

## CLASSES, OPEN HOUSES AND TRAIN SHOWS

November 19, 2010 through February 27, 2011. Trains of Christmas at the Hagerstown Roundhouse Museum, 300 South Burhans Boulevard (US-11), Hagerstown MD. Fridays, Saturdays and Sundays 1-5 PM. Closed December 24, 25 and January 1. <http://www.roundhouse.org/events.shtml> or call (301) 739-4665 for info

November 26, 2010 to January 2, 2011 "Holiday Festival of Trains in Baltimore" B&O Railroad Museum, 901 W. Pratt Street, Baltimore MD 21223. <http://www.borail.org/special-events.shtml>

December 4-5, 2010. Greenberg's Train and Toy Show, Maryland State Fair Grounds, 2200 York Road, Timonium MD 21093 [www.greenbergshows.com](http://www.greenbergshows.com)

December 4-5, 2010; January 8, 15, 22 and 29, 2011. Winter Festival Open Houses from 1-5 PM. Waynesboro Model RR Club, Waynecastle Road, Zullinger PA. [www.waynesborotoytrains.blogspot.com](http://www.waynesborotoytrains.blogspot.com) or 717-762-9579 for info

December 5, 12. Home For The Holidays. Railroad Museum of Pennsylvania, 300 Gap Road, Stasburg PA 17579 [www.rrmuseumpa.org](http://www.rrmuseumpa.org)

December 11 & 12; 2010;Sundays: January 9, 16, 23, 30 and February 6, 2011, 1 – 4 PM. Frederick County Soc. of Model Engineers Open House. In C&O horse car behind 423 East Patrick Street, Frederick MD 21701 [www.fcsme.com](http://www.fcsme.com) or (301) 668-6371 for info.

December 12,19, 26, 2010 and January 2, 8, 15, 2011 from noon to 5 PM. Xmas Open Houses, Cumberland Valley Model Railroad Club, 440 Nelson St., Chambers-burg PA. [www.cvmrrc.com/events.htm](http://www.cvmrrc.com/events.htm) for info.

## Open Houses and Train Shows, continued

January 2, 9, 16, 23, and 30, 2011. Christmas Show by the Hagerstown Model Railroad Museum, Inc. at the Antietam Station, Antietam MD, 1:00 to 5 PM. <http://www.antietamstation.com> or call (301) 824-2239 for info.

February 5-6, 2011. Great Scale Model Train Show, Maryland State Fair Grounds, 2200 York Road, Timonium MD 21093 [www.gsmts.com](http://www.gsmts.com)

February 12, 2011. Winter 2011 Model Train Sale by the Hagerstown Model Railroad Museum, Inc. at the Washington County Ag Center, 7313 Sharpsburg Pike (6.5 mi. south on Maryland Route 65 from I-70 Exit 29, on the left), 9 AM to 3 PM. \$4 for adults <http://www.antietamstation.com> or call (301) 824-2239 for info.

## TRAIN RIDES

December 19. Murder Mystery Trains, 6:00 PM. Western Maryland Scenic Railroad. <http://www.wmsr.com> for info.

November 27. Fri. Sat. Sun. service begins on the Strasburg Railroad. <http://www.strasburgrailroad.com> for info.

December 11-13, 18-20. Santa's Paradise Express. Strasburg Railroad, East Strasburg PA. <http://www.strasburgrailroad.com> for info.

December 5-6, 12-13 and 19-20. Santa Express, 11:30 AM to 3:00 PM. Western Maryland Scenic Railroad. <http://www.wmsr.com> for info.

December 4-6, 11-13, 18 and 20. North Pole Express, 6:00 to 9:30 PM. Western Maryland Scenic Railroad. <http://www.wmsr.com> for info.

December 4-6. Day Out with Thomas. Strasburg Railroad, East Strasburg PA. <http://www.strasburgrailroad.com> for info.

December 26-31. Strasburg Railroad. Last regular trains of the season. For info, see <http://www.strasburgrailroad.com>

## SMD OFFICERS 2010/11

### Superintendent:

Michael Shockey  
Email: [SHOgone@aol.com](mailto:SHOgone@aol.com)

### Clerk/Wheel Report Editor:

Richard Lind  
202 West College Terrace  
Frederick, MD 21701-4844  
(301) 694-9496  
[rlind202@verizon.net](mailto:rlind202@verizon.net)

### Paymaster:

Ray Price  
(301) 845-6465  
[rayswesternmarylandrr@erols.com](mailto:rayswesternmarylandrr@erols.com)

### smdnmra.org Webmaster:

Roy Hoffman  
(  
Email:

### Division Achievement Coordinator:

Jane Clarke  
(301) 253-1913  
Email: [Jane.Clarke@BioReliance.com](mailto:Jane.Clarke@BioReliance.com)

### Advisory Committee:

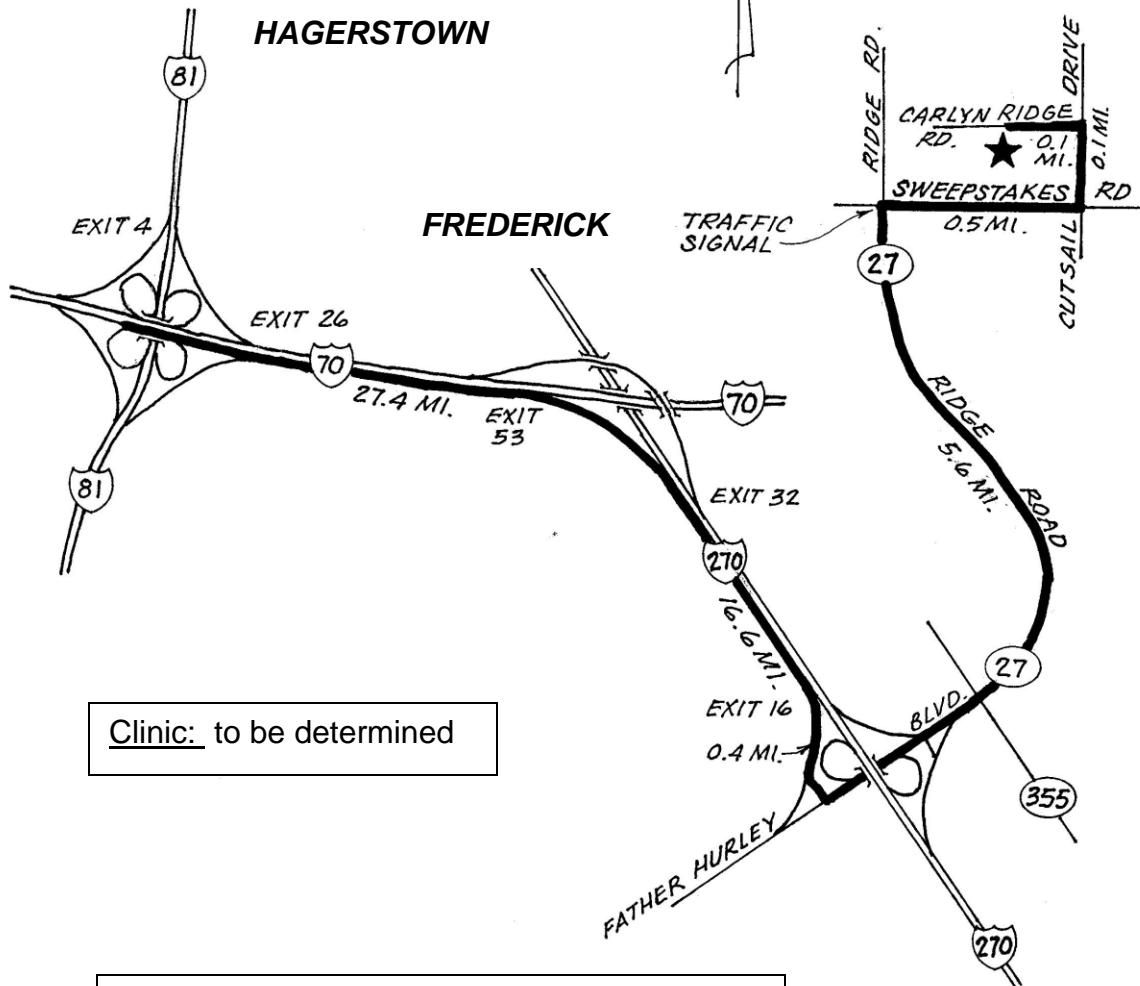
Pete Clarke  
(301) 482-1136  
Email: [ebtmx5@aol.com](mailto:ebtmx5@aol.com)

Donald (Don) Florwick  
(717) 352-8759  
Email: [DJFlorwick@comcast.net](mailto:DJFlorwick@comcast.net)

Bob Johnson  
(301) 371-9129  
Email: [rcyrilj@aol.com](mailto:rcyrilj@aol.com)

### DECEMBER SMD MEETING

Pete and Jane Clarke's  
HOn3 East Broad Top Railroad  
December 12, 2010, 2 to 5 pm

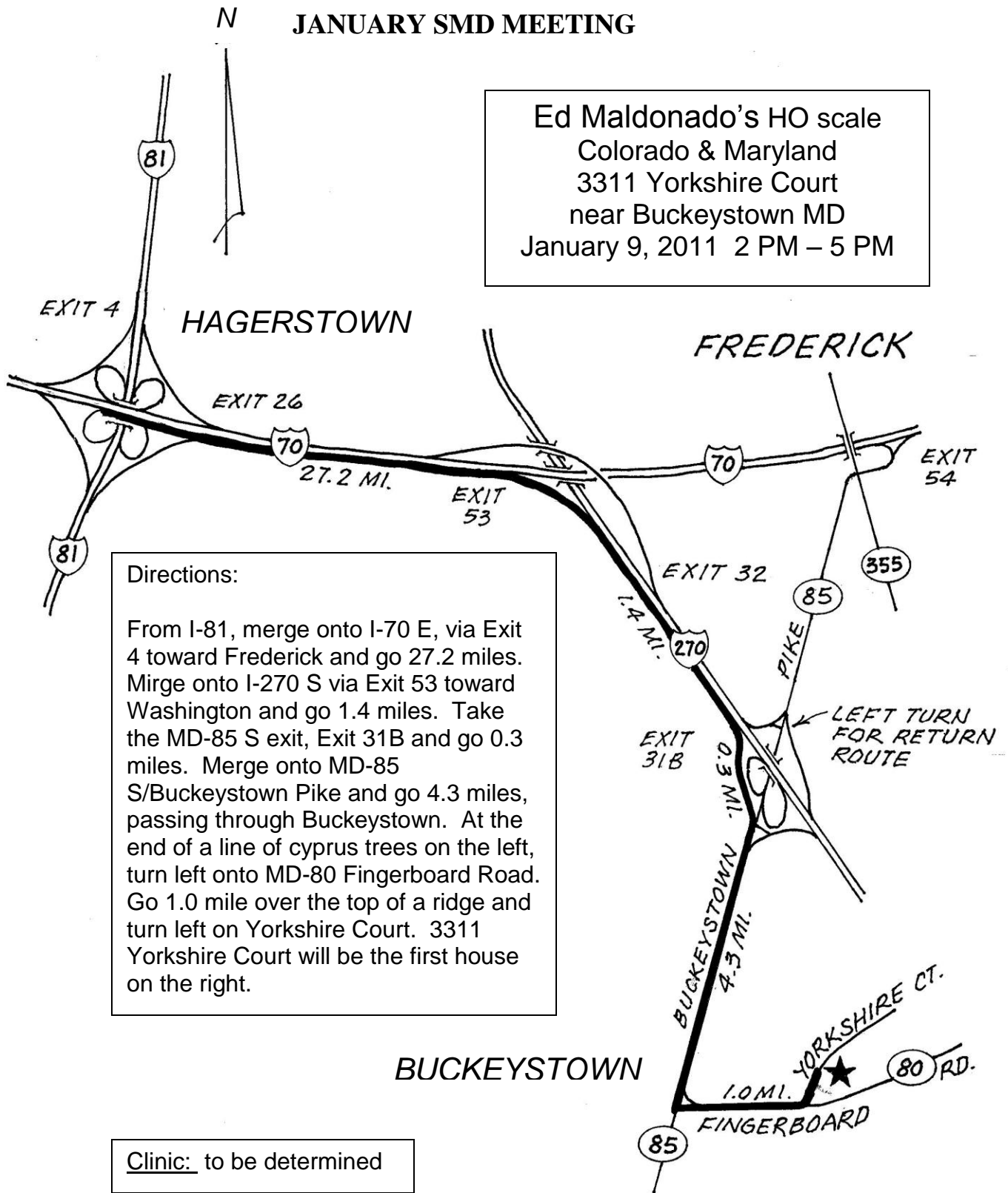


Clinic: to be determined

Alternate Route::  
Continue east on I-70 another 15 miles to Exit 68 and turn south on MD Route 27. Follow Route 27 south for 7.7 miles through Damascus to Sweepstakes Drive. Turn left on Sweepstakes Drive and follow map to 10428 Carlyn Ridge Road

# JANUARY SMD MEETING

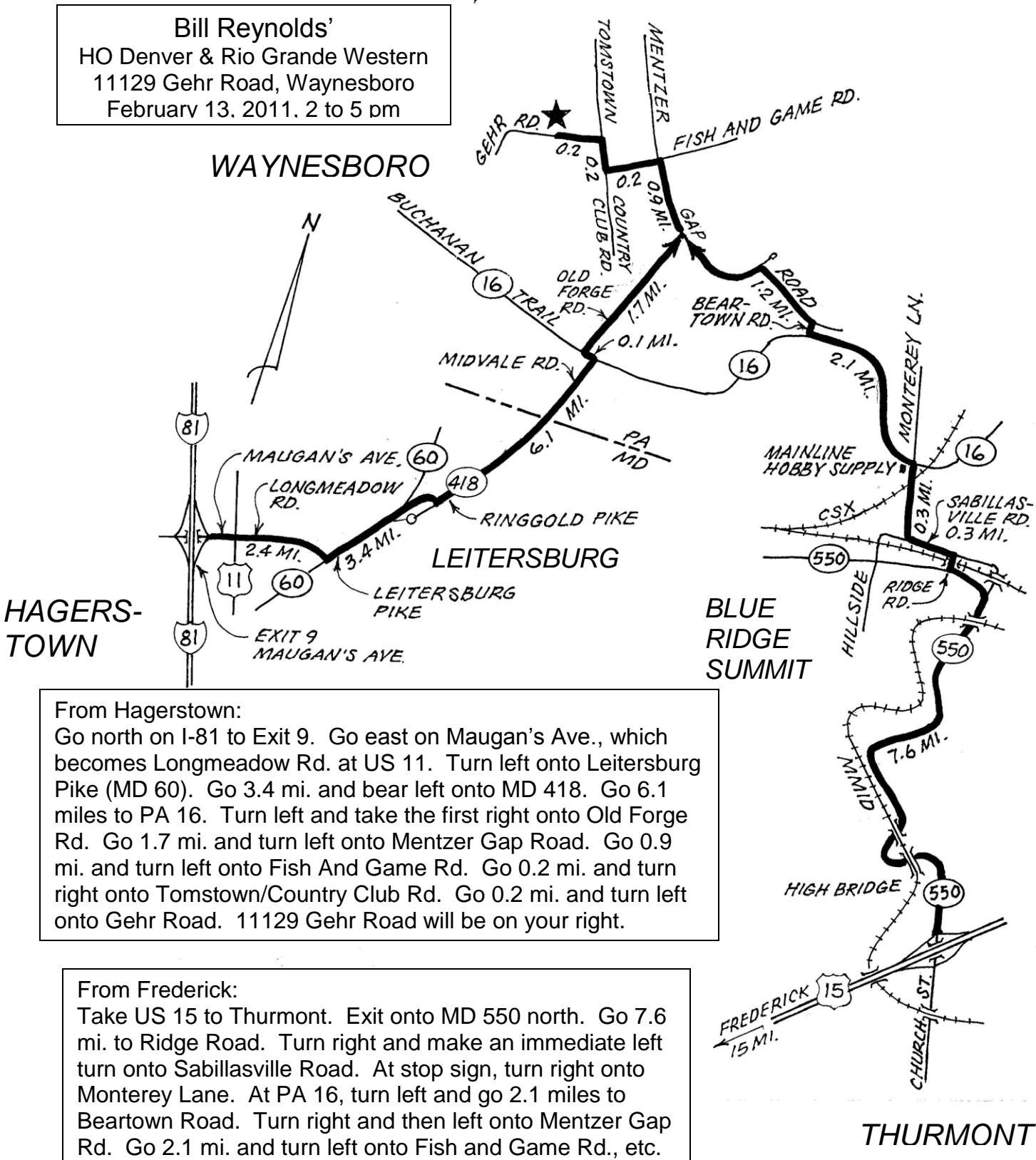
Ed Maldonado's HO scale  
Colorado & Maryland  
3311 Yorkshire Court  
near Buckeystown MD  
January 9, 2011 2 PM – 5 PM





**FEBRUARY SMD MEETING**

Bill Reynolds'  
HO Denver & Rio Grande Western  
11129 Gehr Road, Waynesboro  
February 13, 2011, 2 to 5 pm




From Hagerstown:  
Go north on I-81 to Exit 9. Go east on Maugan's Ave., which becomes Longmeadow Rd. at US 11. Turn left onto Leitersburg Pike (MD 60). Go 3.4 mi. and bear left onto MD 418. Go 6.1 miles to PA 16. Turn left and take the first right onto Old Forge Rd. Go 1.7 mi. and turn left onto Mentzer Gap Road. Go 0.9 mi. and turn left onto Fish And Game Rd. Go 0.2 mi. and turn right onto Tomstown/Country Club Rd. Go 0.2 mi. and turn left onto Gehr Road. 11129 Gehr Road will be on your right.

From Frederick:  
Take US 15 to Thurmont. Exit onto MD 550 north. Go 7.6 mi. to Ridge Road. Turn right and make an immediate left turn onto Sabillasville Road. At stop sign, turn right onto Monterey Lane. At PA 16, turn left and go 2.1 miles to Beartown Road. Turn right and then left onto Mentzer Gap Rd. Go 2.1 mi. and turn left onto Fish and Game Rd., etc.

Vol. 10/11 No.2  
November 2010

# WHEEL REPORT **SMD**

SOUTH MOUNTAIN DIVISION - NMRA



Richard Lind, -- Editor, 202 West College Terrace, Frederick MD



1902 side of B&O's Catocin Creek Viaduct. Photo by Richard Lind April 4, 2009