

# WHEEL REPORT

## SMD

SOUTH MOUNTAIN DIVISION - NMRA

smdnmra.org

### WINTER 2011-2012



#### RENEW ONLINE

You can renew your NMRA membership easily on line at <http://www.nmra.org/nmrastore/index.html>. There's a box in the upper right hand corner of this screen called "U. S. Membership". Click on the appropriate category and away you go.

#### FALL MEETINGS

**December** – Sunday, December 11, 2011, 2 to 5 pm. Bob Johnson's HO West Virginia Midland. The WVM is set in the mountains of central West Virginia in the 1950's. The "Midland" is almost all steam and connects with the WM and B&O, which are all diesel. The layout is a 12 x 16-ft. "E" shape with a 60-ft. self extension. Scenery is 90 % complete and features rock castings made from coal and trees made from wild hyrangea.

Clinic: Upgrading your rolling stock.

**January** – Sunday, January 15, 2012, 2 to 5 pm. Richard Lind's S scale B&O layouts. The upstairs layout is 5 by 8 ft. on Ikea kitchen bases with casters. The layout is all foam construction and will depict a small town in the Alleghenys.

In the basement is a 16-ft. long sectional layout built to module standards. It functions as a mini-layout where you can switch the tiddle. Both layouts use Digitrax DCC.

Clinic: A hands-on Noch Gras Master clinic. Richard will also demonstrate using the Freedom Scientific Topaz for close work with aging eyes.


**February** – Saturday, February 12, 2012, 2 to 5 pm. Don Florwick's HO Pittsburgh & South Pennsylvania Railroad. The P&SP depicts the South Pennsylvania Railroad, as if it had been completed and was still an independent railroad in the 1950's under NYC control. Don models the New Stanton to Youngwood portion of the line with Pittsburgh and Harrisburg represented as active staging yards. P&SP occupies an 1,100 sq ft. area and operates with NCE DCC controls. A cement plant, auto plant and the town of Scottdale are operational along with all yards.

Clinic: TBD

## SMD's FIRST ANNUAL MEET

by Don Florwick

South Mountain Division put on a Model Railroaders' Modelers Meet on Saturday November 12<sup>th</sup>. The meet was located at the Frederick, Hobby Town USA store, using their very large activities area to provide clinics, displays, demonstrations, a white elephant sale, and a popular vote modelers contest. Our host was Richard Benjamin, store owner and a long time SMD member.



Harvey Heyser gives Layout Advice



Stan Oaks Builds  
N Scale Building

The point of the meet was to provide an all day venue bringing division members together to work, talk, and to share our hobby with each other. In addition we wanted to share our hobby with the public during Model Railroad Month. Hence, the event was free and open to the modeling public for their education and enjoyment.

Although our enthusiasm was far greater than our audience, 17 member of the division banded together to participated in the meet. We interacted with the public and hopefully provided that little bit of needed encouragement to dormant and potential modelers to get into the game.

Look through the pictures that follow and maybe get some ideas for what you would like to do when you join us next year for the second annual SMD Model Railroaders' Modelers Meet.



Dick McEvoy Demonstrates  
Making Trees



Jane Clarke begins work on a  
building for the Diorama

Harvey Heyser gave layout design help to hobbyists who stopped by and Stan Oaks built an N scale building for the diorama. Jane Clarke managed the Popular Vote Model Contest as well as built a cold storage warehouse kit for the diorama while Dick McEvoy spent the day demonstrating the making of trees out of sedum cuttings from his flower beds.




## First Annual Meet, continued

Bob Proctor managed the Albino Pachyderm (white Elephant) Sale. This was a no-fee activity and a few modelers were able to buy a few treasures from modelers who had excess supplies!



Ed Maldonado was building a signal bridge as a demonstration and talked with modelers. Ed also



brought three eight-foot modules for display with a train transporting tanks, trucks, and other olive drab military equipment on flat cars crossing a river. The river crossing itself featured two long, beautiful, multi span bridges separated by a small island. In the middle right is Richard Benjamin, owner of the HobbyTown USA Frederick Store and our host for the day talking with Ed Maldonado as Ed is setting up his modules.




Seven members of the Western Maryland Railroad Historical Society Modular Group displayed their beautiful modules depicting scenes along the prototype during the meet. They were a great addition to the event and provided a bonus to the store's non- modeler walk-through traffic who were



## First Annual Meet, continued

instantly drawn to their colorful animated display.



Salisbury Viaduct on the Modules

Sam Powell was one of our live clinicians at the meet. Sam gave a clinic showing the fast and simple techniques he uses on his layout to shape and color very realistic scenery using foam building



Sam Powell Presenting His Scenery Clinic

insulation. Richard Lind demonstrated applying static grass with a Noch Gras Master. It was the first time he tried it and it worked.

In the middle right, we see visitor Dennis Meany deciding which model to vote on as he studies the models entered in our Popular Vote Model Contest, set up and managed by Jane Clarke.



Dennis Meany Votes for his Favorite Model

Brian Greenawalt spent the day helping anyone who needed help with their activities as well as demonstrating how to build O-scale industrial building





## First Annual Meet, continued

Pete Clarke worked through the day building an N Gage diorama. The objective was to begin from the basic bench work and to have something finished and operating by the end of the day. As you can see



Pete Clarke and Sam Powell work on Pete's diorama



Young Joshua Hauser is fascinated by what Pete is doing

in the pictures by the end of the day, while not completely finished, Pete's flawlessly running 2 ft. by 4 ft. layout delighted Joshua Hauser who watched Pete for a good long time. Pete is seen in the picture with Joshua switching the cold storage plant that Jane Clarke had built earlier in the afternoon.

At the end of the day, we all enjoyed Joshua's fascination and that made the day's efforts a big success for those of us who were present.

## FOLLOW-UP ON CAR EXCHANGE

by Pete Clarke

In the Fall 2011 issue I wrote about making the exchange car for Bob VanZant. I thought you might like to see shots of the exchange cars on their new home layouts.



Here's a picture of the boxcar that Bob sent me. He wrote up a complete story of how his T & A railroad had originally been built as a narrow gauge and then converted to standard gauge. That put all the narrow gauge cars on



## Car Exchange, continued

the used car market and one ended up at the EBT. Here it is being pulled by the new (not yet lettered) M-4.

Also, there's a shot on page 5 of Pete's EBT boxcar shed on Bob's layout.

Bob also sent a covered hopper to Mike Reed. This means that Bob's railroad not only changed gauge, it also changed scale! That makes it pretty special, I'm happy to have one of his cars on our layout.

If you've got an exchange car from someone in SMD, why not send a photo to Richard Lind so he can put it in a Wheel Report so we can all enjoy it.

## DUES INCREASE COMING

The NMRA Board in its infinite wisdom voted for a small dues increase that will become effective January 1, 2012. This looks like an opportunity to save five bucks by renewing regular memberships early.

Subscriptions to *NMRA Magazine* will increase by \$3 to \$22. Sustaining memberships (including the magazine) will increase by \$13 to \$110, and student memberships (including the magazine) will increase by \$4 to \$32. The good news is NMRA's highly successful RailPass trial membership program will continue at \$9.95, since the RailPass conversion rate to regular memberships is around 65%.

## GRAND RAILS 2012

The 2012 NMRA National Convention in Grand Rapids MI sounds interesting. You can find a couple of videos, details and registration info at <http://www.gr2012.org>.

## THE CLERK'S SCRIBBLING

by Richard Lind

In my view, the mini-con, or as Don Florwick calls it, the First Annual Meet, was great. I had a great time and I hope you did, too. According to Don, seventeen of us attended – and stayed all day. Pete Clarke walked in with a 2-ft. by 4-ft. frame and proceeded to build an operating N-scale layout in one day. Jane Clarke and Stan Oaks built buildings for the layout from kits. Sam Powell worked on extruded polystyrene insulation scenery for the layout and near the end of the day, Stan Oaks pulled out a new N-scale loco and it ran beautifully. Bravo! Everyone contributed to a great day.

I'm looking forward to the Second Annual Meet.

Hobby shops are becoming as rare as hardware stores. Frederick no longer has a hardware store and every time I go to Home Depot to buy hardware, I regret that. So, I urge you to support our hobby shops. We have some good ones in the SMD area: Main Line Hobby Supply in Blue Ridge Summit PA, the Train Room in Hagerstown MD, HobbytownUSA in Frederick MD, the Train Depot in Mt. Airy MD and others. I love these shops and would miss them if were no more. I don't expect them to stock anything in my preferred scale, but I get a kick out of finding products intended for HO or O that work for S. That would be a whole lot harder on the Internet. And, if they don't have what I need, they order it from a regional or national supplier. I like that. Don't take them for granted.

## PREPARE FOR ELECTIONS

Time to start thinking about serving as an officer or to start thinking about who you want to be your division officers for the 2012-2013 year. Elections will be at the regular April 8<sup>th</sup> SMD meeting, and nominations must be in by Thursday, March 8<sup>th</sup>. It takes three members to nominate a member to run for office. Since the division doesn't have a standing nominating committee, contact officers or advisory board members to place a nomination.

## OPEN HOUSES AND TRAIN SHOWS

November 25, 2011 to December 31, 2011  
 “Holiday Festival of Trains & Toys” B&O Railroad Museum, 901 W. Pratt Street, Baltimore MD 21223. <http://www.borail.org>

December 2, 2011 through February 26, 2012.  
 “The Trains of Christmas”. Hagerstown Roundhouse Museum, 300 S. Burhans Blvd (US Route 11), Hagerstown MD 21741, Hours: Friday—Sunday 1 –5 PM. Also open December 22, 26 and 29, 2011. Closed December 24 and 25, 2011 and January 1, 2012.  
<http://www.roundhouse.org/events.shtml> or call (301) 739-4665 for info

December 3-4, 2011. Greenberg’s Train and Toy Show, Maryland State Fair Grounds, 2200 York Road, Timonium MD 21093. 10 AM to 4 PM.  
[www.greenbergshows.com](http://www.greenbergshows.com)

December 4, 18(?), 2011 and January 8, 2012.  
Charles Kauffman’s historic Quincy village, 7170 Anthony Highway, Watnesboro (Quincy area) PA. A historically correct display of the Quincy and Mount Alto areas. Open 1—4 PM. Free. Donations benefit St. Andrews Catholic School, Waynesboro

December 10 and 17, 2011; January 7-8, 14-15, 21, 28 and 29, 2012. Winter Festival Open Houses from 1-5 PM. Waynesboro Model RR Club, Waynecastle Road, Zullinger PA.  
[www.waynesborotoytrains.blogspot.com](http://www.waynesborotoytrains.blogspot.com) or 717-762-9579 for info

December 3, 10, 2011 “Home For The Holidays”. Railroad Museum of Pennsylvania, 300 Gap Road, Stasburg PA 17579 [www.rrmuseumpa.org](http://www.rrmuseumpa.org)

December 10 & 11; 2011;Sundays: January 8, 15, 22, 39 and February 5, 2012, 1 – 4 PM. Frederick County Soc. of Model Engineers Open House. In

C&O horse car behind 423 East Patrick Street, Frederick MD 21701 [www.fcsme.com](http://www.fcsme.com) or (301) 668-6371 for info.

December 10-11 and 25, 2011 and January 8 and 22, February 12 and 26, and March 11 and 25, 2012. Noon to 3 PM. Open till 4 PM on Dec. 10. Leighton Scott’s Magic Train World, 594 Shannon Drive, Greencastle PA. Contact 717-597-3902 or visit <http://wmrrc.org/>

December 11,18, 26, 2011 and January 2, 8, 15, 2012 from noon to 5 PM. “Xmas Open Houses”, Cumberland Valley Model Railroad Club, 440 Nelson St., Chambers-burg PA.  
[www.cvmrrc.com/events.htm](http://www.cvmrrc.com/events.htm) for info.

February 4-5, 2012. Great Scale Model Train Show, Maryland State Fair Grounds, 2200 York Road, Timonium MD 21093 [www.gsmts.com](http://www.gsmts.com)

February 11, 2012. “Winter 2012 Model Train Sale” by the Hagerstown Model Railroad Museum, Inc. at the Washington County Ag Center, 7313 Sharps-burg Pike (6.5 mi. south on Maryland Route 65 from I-70 Exit 29, on the left), 9 AM to 3 PM. \$4 for adults <http://www.antietamstation.com> or call (301) 824-2239 for info.

March 10, 2012, “Late-Winter Hobby Show, Sale and Open House” sponsored by the Winchester Model Railroad Club. Free open house at the club building at 430 N. Commerce Street, Winchester from 9 AM to 2 PM. Show and sale at Friendship Fire Company’s meeting hall at 627 North Pleasant Valley Road, Winchester VA. <http://wmrrc.org/>



## TRAIN RIDES

November 26. Fri. Sat. Sun. service begins on the Strasburg Railroad. Last day of Fri. Sat, Sun. service on December 18<sup>th</sup>.

<http://www.strasburgrailroad.com> for info.

December 2-4, 9-11, 16-18. "Santa's Paradise Express". Strasburg Railroad, East Strasburg PA.

<http://www.strasburgrailroad.com> for info.

December 3-4, 10-11 and 17-18. "Santa Express", 11:30 AM to 3:00 PM. Western Maryland Scenic Railroad. <http://www.wmsr.com> for info.

December 2-4, 9-11, 16 and 18. "North Pole Express", 6:00 to 9:30 PM. Western Maryland Scenic Railroad. <http://www.wmsr.com> for info.

December 17. Murder Mystery Trains, 6:00 PM. Western Maryland Scenic Railroad.

<http://www.wmsr.com> for info.

December 26-31. Strasburg Railroad. Last regular trains of the season. For info, see

<http://www.strasburgrailroad.com>



Ex-B&O section tool house at Sand Patch PA – GONE!

## SMD OFFICERS 2011/12

### **Superintendent:**

Michael Shockey

Email: [SHOgone@aol.com](mailto:SHOgone@aol.com)

### **Assistant Superintendent:**

Pete Clarke

### **Clerk/Wheel Report Editor:**

Richard Lind

202 West College Terrace

Frederick, MD 21701-4844

(301) 694-9496

[rclind202@verizon.net](mailto:rclind202@verizon.net)

### **Paymaster:**

Ray Price

(301) 845-6465

[wmrryar1904@gmail.com](mailto:wmrryar1904@gmail.com)

### **smdnmra.org Webmaster:**

Roy Hoffman

(717) 530-7977

Email: [royhoffman@yahoo.com](mailto:royhoffman@yahoo.com)

### **Division Achievement Coordinator:**

Jane Clarke

(301) 253-1913

Email: [Jane.Clarke@BioReliance.com](mailto:Jane.Clarke@BioReliance.com)

### **Advisory Committee:**

Pete Clarke

(301) 482-1136

Email: [ebtmx5@aol.com](mailto:ebtmx5@aol.com)

Donald (Don) Florwick

(717) 352-8759

Email: [DJFlorwick@comcast.net](mailto:DJFlorwick@comcast.net)

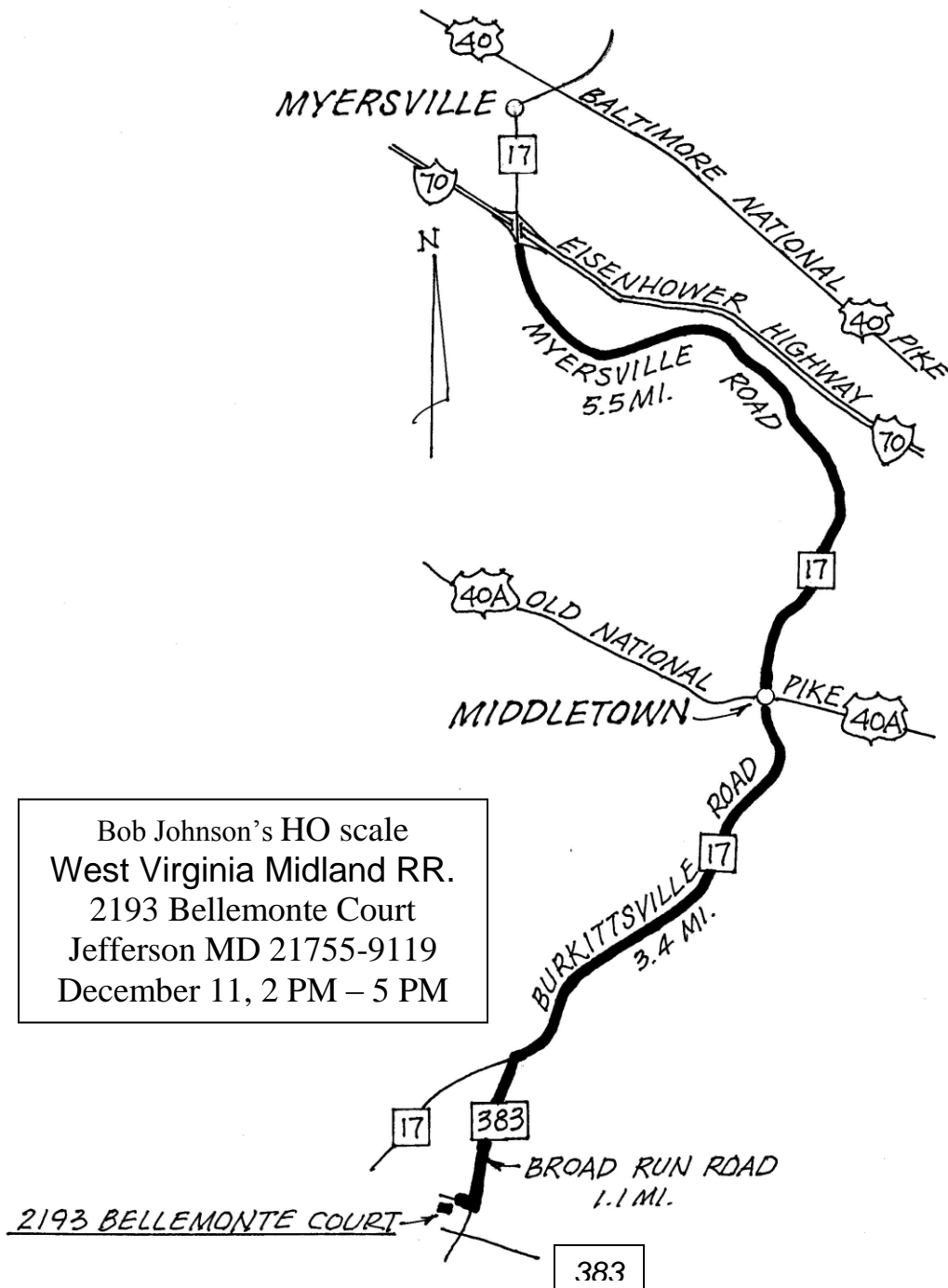
Bob Johnson

(301) 371-9129

Email: [rcyrlj@aol.com](mailto:rcyrlj@aol.com)



# DECEMBER SMD MEETING



Bob Johnson's HO scale  
West Virginia Midland RR.  
2193 Bellemonte Court  
Jefferson MD 21755-9119  
December 11, 2 PM – 5 PM

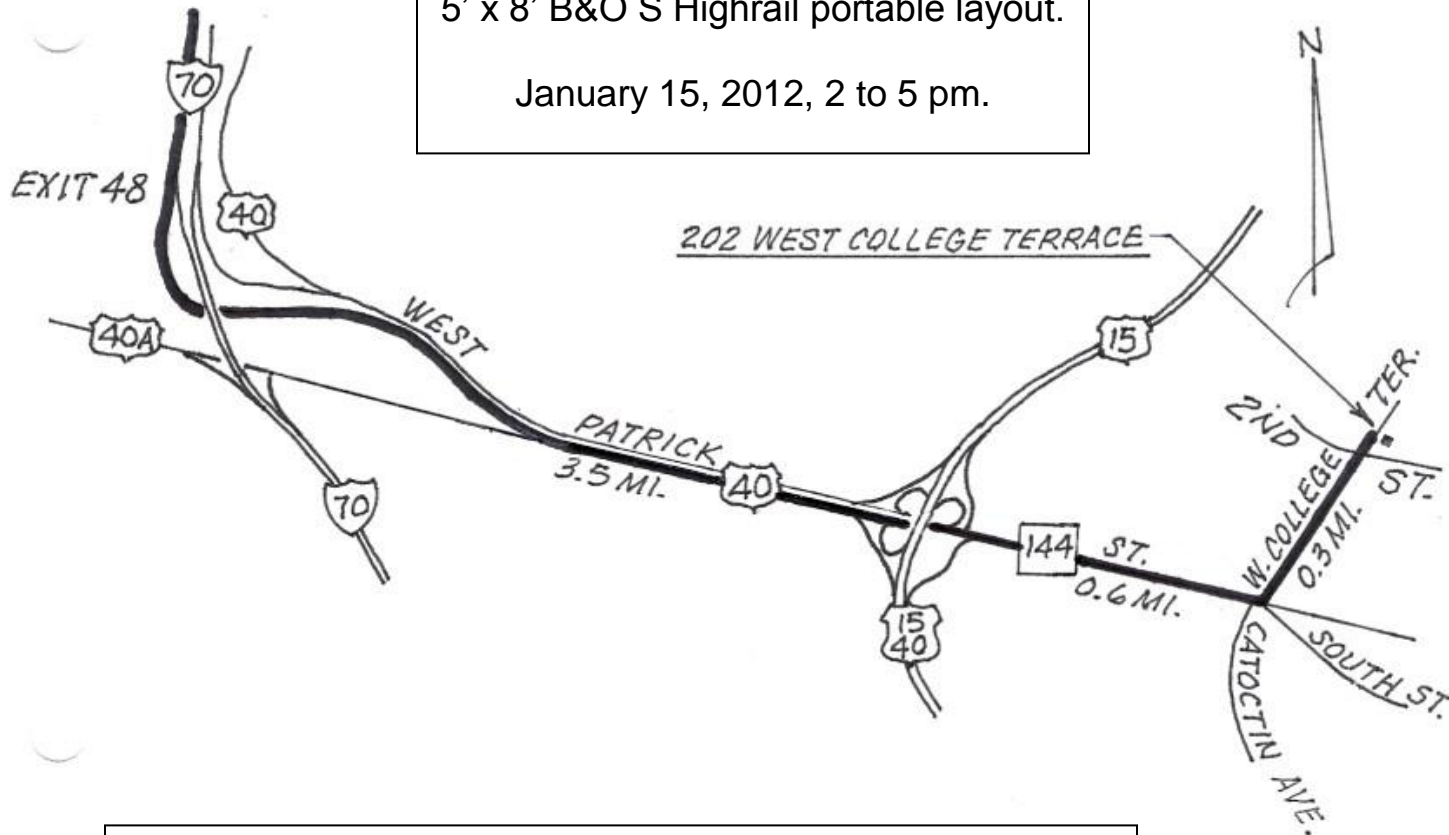
Directions: From the I-70/I-81 interchange at Hagerstown, go east on I-70 16.2 mi. to exit 42 (Myersville/ Middletown). Go south on MD Route 17/ Myersville Rd. for 5.5 miles to a traffic light at US-40A in Middletown. Continue straight on MD-17/ Burkittsville Road 3.4 miles and **Turn left** (south) onto Route 383/Broad Run Rd. Go 1.1 miles and **Turn right** (west) onto Bellemonte Court. House is on the south side of the street.

Alternate directions from Frederick: Jefferson Street in Frederick becomes US Route 340. Take Route 340 south from the interchange with US Route 40 and US Route 15 4.6 miles toward Jefferson. Take the Lander Road exit. Turn Right onto Lander Road and turn left at the traffic signal onto Jefferson Pike/ MD 180. Go south 0.8 miles and take the 2nd right onto Broad Run Road/MD 383. Go 4.5 miles, turning right twice to stay on Route 383. Bellemonte Court is 0.3 miles north of the second right turn at the intersection with Catholic Church Road.

## JANUARY SMD MEETING

Richard Lind's  
Freelance S Scale B&O modules and  
5' x 8' B&O S Highrail portable layout.

January 15, 2012, 2 to 5 pm.



### Directions:

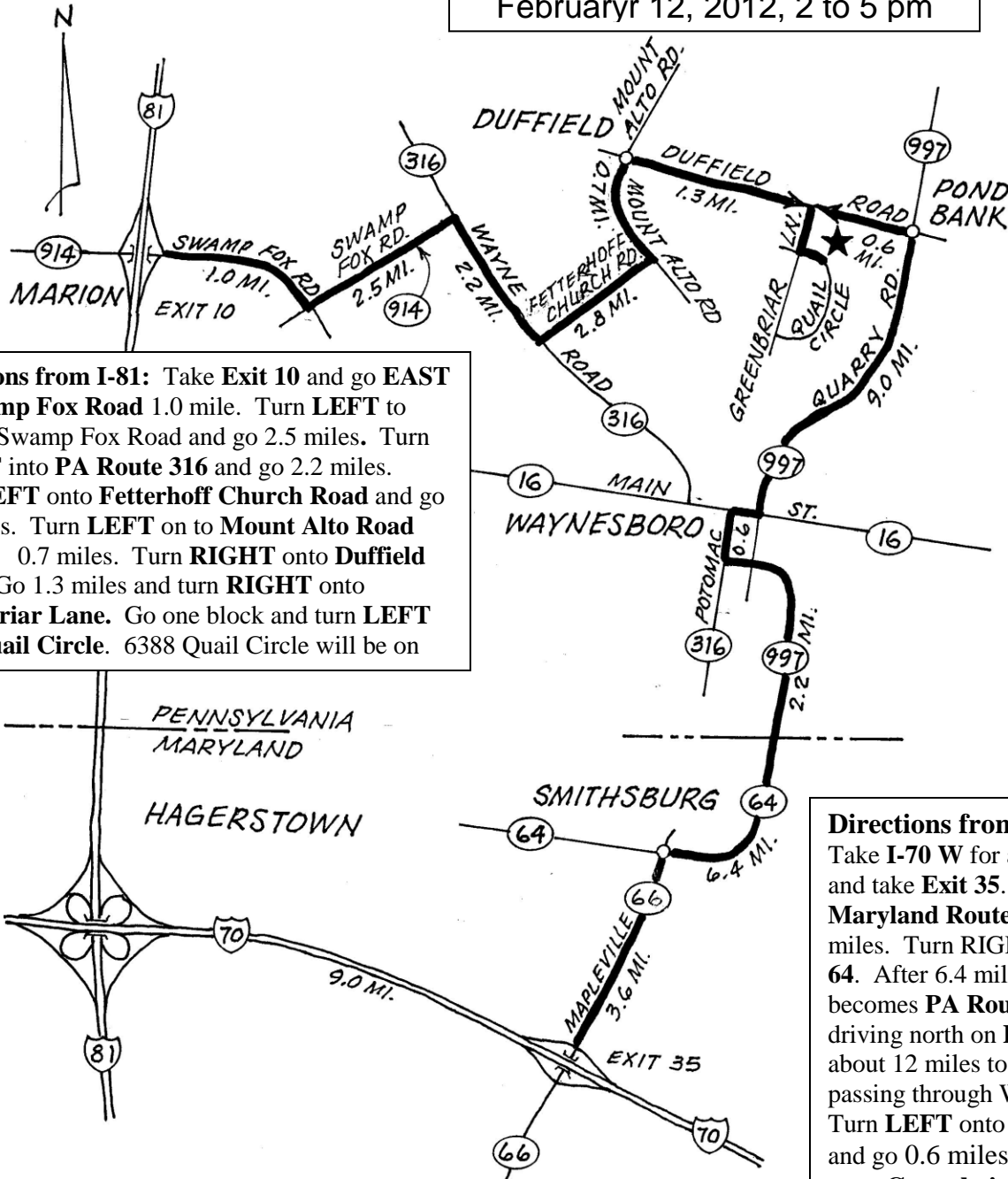
From the I-70/I-81 interchange at Hagerstown, go east on I-70 toward Frederick 22.9 miles.

Merge onto US-40 E via Exit 48 toward Frederick. US-40 E becomes MD-144/W. Patrick Street.

Go 4.1 miles. After passing a school entrance on the left, turn left (northeast) onto West College Terrace at the traffic signal at the top of the hill..

Go 0.3 miles and end at 202 West College Terrace. House is the second on the right after a four-way stop at West 2<sup>nd</sup> Street.

Don Florwick's HO scale  
Pittsburg & South Penn  
6388 Quail Circle, Fayetteville PA  
February 12, 2012, 2 to 5 pm







Vol. 11/12 No.2  
December 2011

# WHEEL REPORT **SMD**

SOUTH MOUNTAIN DIVISION - NMRA



Richard Lind, -- Editor, 202 West College Terrace, Frederick MD



Trolley waiting next to the Amtrak platform at the Sacramento (CA) Valley Station