

# WHEEL REPORT

SPRING VOL. 17/18 No.3



## Inside Highlights:

- Bill Miller, Page 4
- Mini Convention 2018, Pages 5 - 6
- Somerset Rebuild, Pages 7 - 8
- Citadel Snapshot, Pages 9 - 10





### Spring SMD Meetings

**March:** Sunday, Mar. 11, 2018, 2 to 5 pm.  
**Don Florwick; Fayetteville, PA**  
 See Don's TT/TO NYC Pittsburgh & South Pennsylvania.  
 Clinic: TBD

**April:** Saturday, Apr. 7, 2018, 9 to 4 pm.  
**Mini-Con; Blue Ridge Summit, PA**  
 More clinics, new layouts, well known presenters, and a raffle for a Mainline Hobby Supply gift certificate.

**May:** Sunday, May 6, 2018, 2 to 5 pm.  
**Jay Beckham; Berkeley Springs, WV**  
 See Jay's 2-rail layout is based on the Western Maryland Railway and Pennsylvania Railroad in West Virginia and Baltimore, MD.  
 Clinic: Modeling Water.

•Maps can be found at the back of this newsletter. Versions posted on the SMD web page have no maps. Please contact the [Superintendent](#) for directions.  
 •Future meetings will be listed in the winter edition of the Wheel Report and on-line at [smdnmra.org](http://smdnmra.org).

**On the cover:** Bill Miller's model of Red Mountain Mine No.2, built for Richard Severance's On3 Colorado Lines. Writing about her late husband, Mary Miller comments, "I think this is a good representation of Bill's modeling skills, even though he was good at scenery, painting, track planning and anything else to do with model railroading." (Photo courtesy of Mary Miller)

The *Wheel Report* is the official publication for the South Mountain Division of the NMRA. The newsletter is published three times annually. Please send your letters, articles, and pictures to the editorial team members listed to the right.

**2018/19 submission deadlines:**

- Fall 2018.....August 15
- Winter 2018/19.....November 15
- Spring 2019.....February 15

**Wheel Report Editorial Team**

Tom Fedor  
 (240) 446-1061  
 Email: [tjfedor@gmail.com](mailto:tjfedor@gmail.com)  
 Ron Polimeni  
 (304) 856-3919  
 Email: [ronpolimeni@gmail.com](mailto:ronpolimeni@gmail.com)

### SMD Officers 2017/18

**Superintendent:**  
 Alex Polimeni  
 (540) 532-6244  
 Email: [arpolimeni@gmail.com](mailto:arpolimeni@gmail.com)  
**Assistant Superintendent:**  
 Bob Johnson  
 (301) 371-9129  
 Email: [rcyrilj@aol.com](mailto:rcyrilj@aol.com)  
**Clerk:**  
 Harvey Heyser III  
 (304) 876-6637  
 Email: [h.heyser3@hotmail.com](mailto:h.heyser3@hotmail.com)  
**Paymaster:**  
 Ray Price  
 (301) 845-6465  
 Email: [wrrryar1904@gmail.com](mailto:wrrryar1904@gmail.com)  
**Division Achievement Coordinator:**  
 Jane Clarke  
 (301) 253-4913  
 Email: [jjclarke57@gmail.com](mailto:jjclarke57@gmail.com)  
**Webmaster - [smdnmra.org](http://smdnmra.org):**  
 Roy Hoffman  
 (717) 530-7977  
 Email: [hoffmanroy@embarqmail.com](mailto:hoffmanroy@embarqmail.com)

### SMD Advisory Committee

Pete and Jane Clarke  
 (301) 253-4913  
 Email: [ebtmx5@aol.com](mailto:ebtmx5@aol.com)  
 Don Florwick  
 (717) 352-8759  
 Email: [DJFlorwick@comcast.net](mailto:DJFlorwick@comcast.net)  
 Roy Hoffman  
 (717) 530-7977  
 Email: [hoffmanroy@embarqmail.com](mailto:hoffmanroy@embarqmail.com)



## “Clutter from the Super's Desk”

With spring fast approaching, I'm proud to say that I believe it's been a good year for the South Mountain Division, even with the occasional derailment on my part!

Since the weather turned cold, I've been happy to see a large turnout at every meeting- and not just the same folks every time, either! After thinking about it while getting ready to write this, it feels like I've gotten to know more SMD members in the past six months than ever before. Thank you for coming, thank you for hosting, and thank you for contributing. You're what makes this Division worth being a part of.

In other news, I want to take a moment to recognize a few people for their time and effort. To begin with, Jerry Skeim has accepted the position of Assistant Superintendent, with Bob Johnson returning to the Advisory Committee. Bob Morningstar stepped forward over the winter with an offer to create new name tags for the entire current Division membership before the Mini-Con. If you're reading this, there's literally one with your name on it!

Speaking of the Mini-Con, it's my understanding that Pete and Jane Clarke have it “in the bag” once again this year, in association

with Brian Wolfe of Mainline Hobby Supply. Finally, I would like to thank my Advisory Committee for their help, and as I write this with my deadline naught but a distant memory, I must express my sincere gratitude to our Wheel Report editor Tom Fedor for not telling me where I can put this column right about now!

So, again, I feel it's been a good year for the Division, and I have no reason to think we aren't heading into next winter with a full head of steam. Coming on board as rookie Superintendent had its bumpy moments, and there have been times when I knew I'd dropped the ball. There's plenty I'd hoped to accomplish which I wasn't able to, and plenty more I believe we can still do to grow and prosper as a Division.

On that note, this year's election process for the positions of Superintendent, Clerk and Paymaster will take place at the March and May meetings, with the Nominating Committee assembled and nominations accepted during the March meeting, and the election proper held during the May meeting. Per our bylaws, the membership will be notified of the candidates at least two weeks before the May meeting, as well. If you think you'd like to do more to carry SMD into the future, or if you think somebody else in the Division would do a great job of it, we'll be glad to have you on board.

In closing, thank you, everyone, for a great year. Here's to many more.

Alex Polimeni, Division 10 Superintendent

## MER Elections

**Needed:** Candidates for the positions of President, VP, Secretary, and Treasurer are up for election in 2018.

**When:** The deadline for self nomination is May 30th, 2018. Any MER member can nominate him or herself by contacting and supplying to any member of the nominating committee the required photo and a 200 word (max) statement outlining his/her qualifications or desire for the position by May 30. Additionally, candidate may supply a 500 word statement for placement on the MER Web site.

### Nominating committee:

- Jack Dziadul ([jackdziadul@gmail.com](mailto:jackdziadul@gmail.com))
- John Janosko ([johnajan@embarqmail.com](mailto:johnajan@embarqmail.com))
- Bruce Barrett ([greenjeeps2@yahoo.com](mailto:greenjeeps2@yahoo.com))

If you are interested in giving something back to the hobby you thoroughly enjoy, this is your chance. Successful completion of 3 years in any of these positions counts toward most of the requirement for the AP “Association Official” certificate. Please respond in one e-mail to all three committee members to insure reception of your nomination! *[Adapted from The Local, Vol 73 -Ed.]*

On January 29th the model railroad hobby lost one of its most enthusiastic proponents, Bill (Tiger Bob) Miller. Bill was a fount of knowledge about our hobby and could talk for hours about almost any facet of it. Most often he spoke of his favorite things; railroad history, scenery, scratch building, and his much-loved Colorado and Southern. This interest stemmed from the time he spent in Colorado, both professionally and as a hobbyist, researching the narrow gauge railroads and the C&S in particular.

In partnership with his MMR wife Mary, he developed the idea to build a railroad that the prototype planned but never built, the C&S Ohio Creek Extension. The resulting On3 railroad models an area from Gunnison to Floresta via Baldwin and Kebler Pass with a branch to Ruby. As a team their skills combined well. Bill's well-developed skills in scenery, scratchbuilding and rolling stock highly complimented Mary's abilities with trackwork and locomotive construction. The result is a superb model railroad that has been widely featured in the hobby press. It is one of the few railroads that operates as well as it looks, and as you may have seen, it is gorgeous. Operating under the timetable/train order system, it frequently operates for months at a time without so much as a derailment.

As a modeler, Bill won many awards both nationally and regionally and was recognized

by the NMRA as a Master Model Railroader. He loved to share his modeling knowledge and photographic skills and has been widely published in the model press. His byline has appeared often over the last 40 years in Model Railroader, The Narrow Gauge and Short Line Gazette, Railroad Model Craftsman and the NMRA Magazine.



William H. (Bill) Miller, MMR  
July 22, 1939 – January 29, 2018

In addition to a keen interest in Model Railroading, Bill had an impact in a much wider arena. A proud member of the Screen Actors Guild, he was the top radio "morning man," in the Baltimore/Washington market known as "Tiger Bob Raleigh." His long and

extremely successful career in radio was topped off with two Country Music Awards recognizing his excellence.

Bill also had a wide range of personal interests. An avid collector of old movies and radio memorabilia, you would never want to challenge him at trivia. In his younger days Bill spent years of weekends riding the rodeo circuit throughout the US and Canada, performing in such disparate venues as the New Jersey rodeos, the Calgary Stampede, Denver Cattle Show, and many, many more. Bull riding was his favorite event, and he had the scars to prove it. A long-time devoted fan of the Baltimore Orioles, his wife and son even purchased a treasured pair of his favorite seats from Municipal Stadium as a gift when Oriole Park at Camden Yards was opened.

Radio personality, rodeo rider, CMA winner, dedicated US Marine, Orioles fan, historian, railroad modeler -- Bill was all these things and more. He is survived by his loving wife, Mary Synowiec Miller and one son, Michael Marc Miller. His modeling friends and family will long remember and sorely miss his outstanding sense of humor and warm, willing friendship.

Links:

[mrr.trains.com](http://mrr.trains.com)

[legacy.com](http://legacy.com)

**What:**

- [Mainline Hobby Supply](#) presents: The SMD Spring Mini Convention.

**When:**

- **Saturday, April 7, 2018.**
- **Doors open to the public from 9:00 am. to 4:00 pm.** *Doors open for set up at 7:00 AM (vendors, modular layouts, clinicians ONLY).*

**Where:**

- [Blue Ridge Mountain Fire Co., located at 13063 Monterey Lane, Blue Ridge Summit, PA 17214.](#) This venue is directly across the road from Mainline Hobby. Attendees can park, free, to the north side of the fire hall nearest the convention entrance.

Plans for this year's Mini-Con have come together nicely.

Brian and Bonnie Wolfe of Mainline Hobby Supply have rented the hall, advertised the event, supplied some of the make and take kits, and so much more. Be sure to stop by the shop and thank them. Oh, and buy something while you are there.

The folks from [Venturing Crew 97](#), who last year sold bake goods, snacks, and drinks, will do that again. Plus this year they will supply lunch. I'm not sure of the exact menu, but I think they are planning a soup and sandwich option.

Ray Price, Herb Biegel, and Grant Berry will be greet you at the welcome desk.

**Informal clinics:**

**9:00 to 10:00, and again from 11:00 to 12:00**

- Jane Clarke- Making scenery from natural materials
- Andrew Dodge - Operations
- Frank Benenati – Cheap signs using a Xyron sticker maker
- Ken Mazer - Fast Tracks
- Bob Morningstar - Block signal construction
- Bob Johnson - Layout considerations for operations
- Bill Reynolds - Casting rocks - wet vs. dry
- Bill Martz – TBD
- Roy Hoffman – TBD
- Jay Beckham - Modeling water

**Informal clinics:**

**10:00 to 11:00, and again from 12:00 to 1:00**

- Bob Geldmacher – Making tall pine trees
- Roger Sekera - Waybills, remember their purpose
- Lee Rainey - Modeling prototype buildings; plans to mock-ups to finished buildings
- Jeff Adams - Locomotive tuning
- Ron Polimeni - Budget model RR and timesaver layout
- Dotti Caldwell - Structure painting
- Alex Polimeni – Model Railroading as Game Design
- Harvey Heyser - Layout design
- Jack Fritz - Building old Central Valley kits
- John Pursell - Scrap loads for pennies

**Make and take clinics:**

**Begin at 10:00.**

- Brian Greenawalt will lead a build on kits (12) donated by Jeff Grove and Carolina Craftsman Kits. HO - Carolina Craftsman Kits, Cape Fear Company Houses.
- Bill Wilson will lead a build on kits (8) donated by Brian and Bonnie at Mainline. HO - [DPM - 36000 - modular learning kit.](#)

Like last year, each of these will have two sign up sheets. One will be for those 18 and younger. The other for 19 and older. Clinics will be filled first by those from the 'younger' list, then filled out by those on the 'older' list. Within those categories it will

**Modular layouts:**

- New this year, George Sarra will bring his On30 Dead Rail Layout.
- Back after a couple years off, The Western MD Historical Society will be back with some of their modules.
- New this year, Wayne Betty will have his large size version of a timesaver layout.
- In addition the SMD will have some T-track modules up and running.

**Clubs and Societies:**

- [B&O Historical Society](#)
- [Frederick County Society of Model Engineers](#)
- [Hagerstown Model Railroad Museum at Antietam Station](#)



**For sale:**

- [Carolina Craftsman Kits](#) - Jeff Grove.

**Raffle:**

SMD has purchased a \$150 gift certificate from Mainline Hobby Supply to be raffled off for \$10 per chance. Odds of winning depend on how many are sold. Please note that this certificate can be used to pay for anything offered by the Mainline. Purchase tickets through the morning and the drawing will be at 1:00.

**Formal clinics:**

- At 1:00 Lee Rainey will speak on "Shortline Operating Patterns: What to Consider in Designing a Schedule."
- At 2:00 Steve King will give a talk on expanding the horizons of your model railroad, and making it more guest friendly by adding operations.

**You can still help...**

- Extension cords - We will need some, and surge protectors (that add extra plugs) as well.
- For the make and take clinic's we'll need all the following, put your name on it and you'll get it back at the end. We really do need this, you can't make a kit without tools.
  - Exacto knife
  - Flat file

- Sprue nippers
- Straight edge/ruler for cutting/measuring
- Elmer's glue (for wood kit)
- Plastic cement (for styrene kit)
- Sandpaper
- Squares
- Clamps for gluing corners
- Super glue
- Cutting pads
- Toothpicks
- Paint (craft acrylics)
- Paint brushes
- Thinner (not if only acrylics)

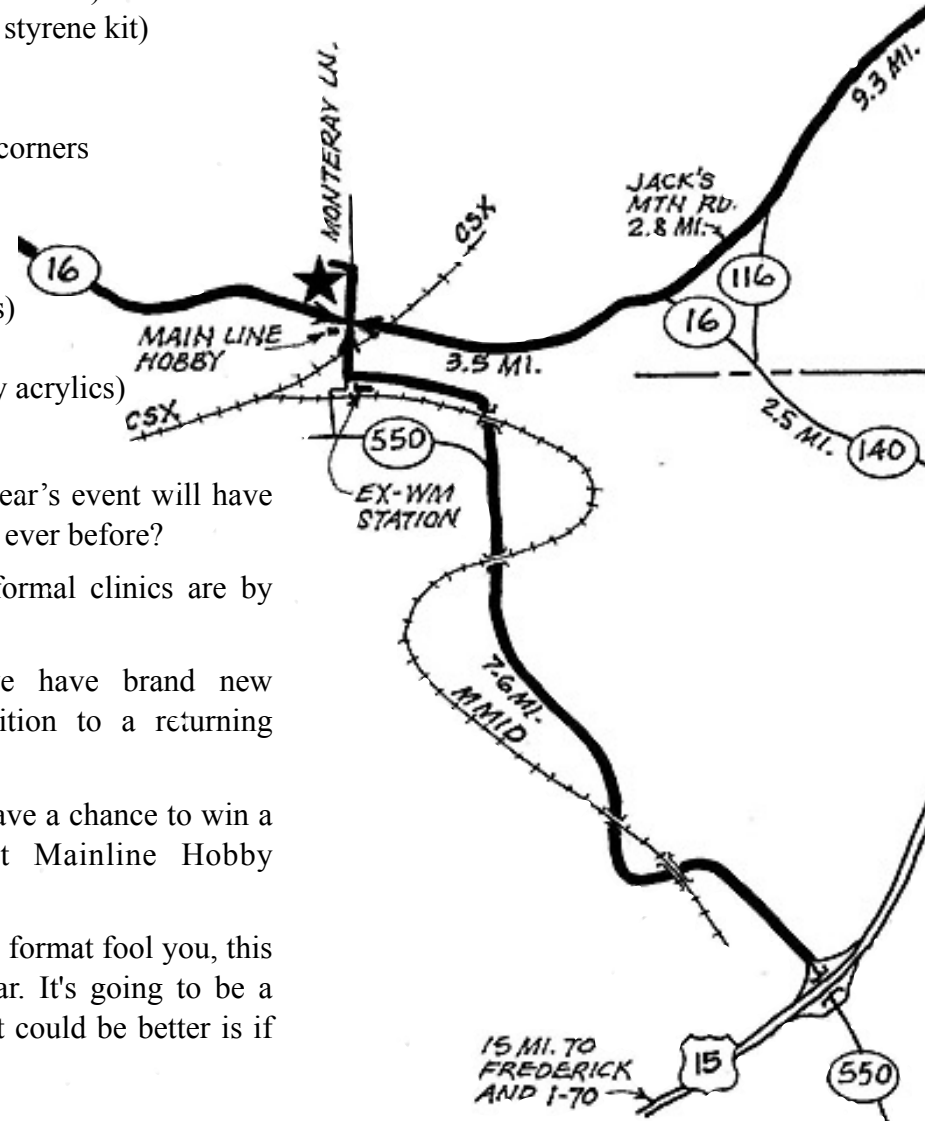
**Did** you notice that this year's event will have more informal clinics than ever before?

**Did** you notice that the formal clinics are by well known authors?

**Did** you notice that we have brand new modular layouts (in addition to a returning favorite)?

**Did** you notice that you have a chance to win a \$150 gift certificate at Mainline Hobby Supply?

Don't let the tried and true format fool you, this event gets better each year. It's going to be a great day. The only way it could be better is if you are there!



I've been yard master at Somerset on the HO scale Pittsburgh & South Pennsylvania (P&SP) for over two years, since Superintendent Don Florwick decided to operate under Time Table / Train Order. Prior to this, the area that is now Somerset yard had been a staging yard representing Harrisburg PA. Before TT/TO the modeled portion of the line ended at a tunnel at the top of the grade east of Jacobs Creek.

With his decision to go with TT/TO rules, Don extended the operational



The new Somerset yard, looking east. (Don Florwick)



Looking east at Harrisburg staging, later Somerset, with the old control panel. (Don Florwick)

portion of his mainline, modeling a fictional P&SP yard located in Somerset PA. Harrisburg was then combined with a staging area that had previously represented only the Pittsburgh (west) end of the line. That yard, being double

ended, allows trains to Harrisburg to re-emerge as trains from Pittsburgh and vice versa.

Moving forward, what had been Harrisburg staging became the new Somerset yard. The track arrangement was able to handle it's new assignment, but it was less than ideal. There was plenty of trackage, just too much in the wrong places. The mainline ran along the wall. There were four leads on the west end and no engine terminal for the coal extras that originated and terminated at Somerset. The yard throat was unnecessarily complicated and required a rather confusing control panel to operate its myriad powered switches. It was a sea of trackage, as one would expect of a former staging area for 20+ car trains, with little or no room for scenery.

Goals were to simplify the trackage, rearrange the yard to look more like what one might find in a moderate sized central PA town, and eliminate the majority of powered switches in favor of ground throws. It was also discovered that there was a possibility for adding an interchange!

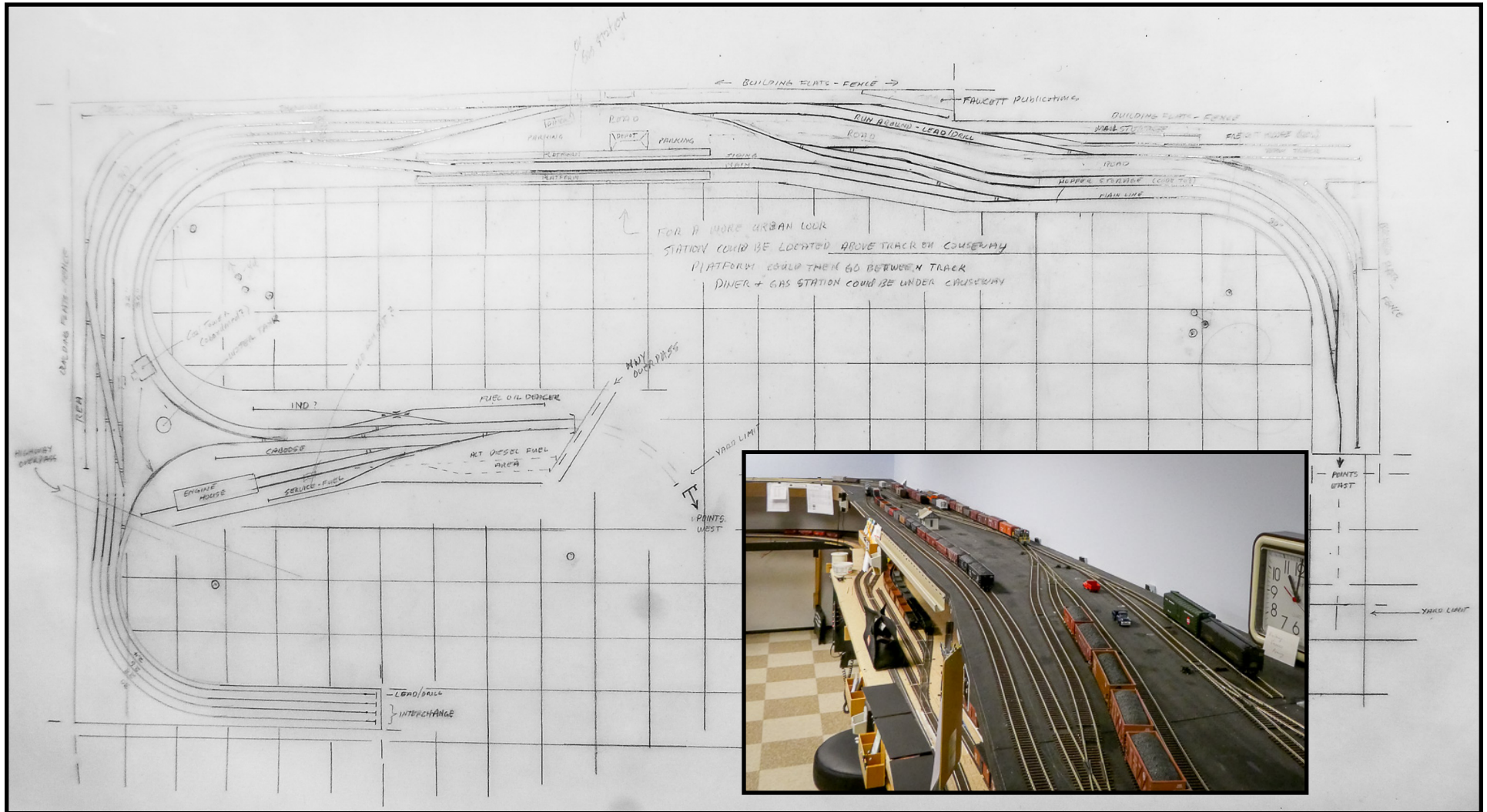
After a hiatus of a month or so, Somerset is back in action in its new form. The complex control panel is gone. The operational portion of the yard has been moved to the west end so as to alleviate aisle congestion when a crew is switching Scottsdale [located directly below Somerset on a lower deck- Ed.]. Industry is at the east of the yard, but only worked every third operating



Wye and interchange with the WM. (Don Florwick)

session, or once a day. A wye and engine terminal with a service facility have been added along with a Western Maryland three track interchange. The classification tracks are now double ended permitting them to be switched





The new Somerset track plan design by Ron Polimeni. (Dotti Caldwell) Looking west (inset). (Don Florwick)

from either end. There is a thoroughfare track around the back side of the yard, and the main, with a passing siding, are along the isle.


The new yard has been in use for two sessions and has so far proved satisfactory, both

operationally as well as fun to work. Several adjustments have been made to improve the current track design based on those two sessions. The wye now connects directly to the siding alongside the main as well as to the

thoroughfare track. A long runaround in the industrial area has been eliminated in favor of something shorter alongside the yard ladder, and several sidings have been adjusted for appearance.




Where there's railroading, there's detritus. You've seen it by the tracks, and piled around any shop building. It's an escapable aspect of industry and loading docks everywhere. That's right, I'm talking about crates, barrels, pallets, and junk beyond description. In this issue, we're going to review how to quickly make this essential fine-detailing look the part in three simple steps- prime, basecoat, and wash.



To begin with, I've taken a selection of plastic, metal, and wood fine-detailing bits purchased off the


racks at Mainline Hobby Supply. These have been primed with a Tamiya spray primer. I do not advise painting directly over a bare surface; your paint needs something to stick to.

Below, I've basecoated them with a variety of Citadel Base and Layer type paints. The exact colors do not matter for this, and the more subtle variety you can include, the better! I would recommend looking in the corners of your preferred reference photos for inspiration.



Finally, I've used the Citadel MVPs, the Shade range, to add grit and depth to these items. I've actually applied only two Shades: Nuln Oil and

left out in the elements, or muck up an entire scrapyards worth of junk piles. The sky's the limit- or should I say, the mud is?



Agrax Earthshade, the black and brown Shades, respectively. Because Shade behaves as both a stain and a wash, it makes junk feel right at home in back alleys or next to RIP tracks. You don't need to be bashful when applying Shade, either; go ahead and mop in on with a large brush. Besides making sure to prevent pools from forming, you literally cannot apply too much at once.

And there you have it! This method could easily be scaled up to dirty MOW equipment

#### **A word on pots of glossy Citadel Shade.**

When purchasing a pot of Shade, make sure you DON'T pick up its "Gloss" equivalent. Although those pots are marked "Gloss", it's still easy to grab the wrong one, especially if somebody else returned a pot of "Gloss" to the normal "Shade" row. Furthermore, occasional bad batches of Shade have made it into circulation, which dry with a distinct satin finish. If you end up with one of these, I would suggest attempting to return or exchange it.

### What is the [Citadel paint range](#)?

Citadel is made by the UK tabletop wargaming miniatures manufacturer [Games Workshop](#) for use with their own products. Developed as a complete system meant for gaming pieces, Citadel paints are water wash-up and formulated with a thick pigment meant to cover any surface with no more than two coats, dry within minutes, and withstand handling without wearing off.

The range comes in several different types of paints, as well: “Layer,” meant for normal applications, “Base,” with extra-thick pigment meant for base-coating, “Shade,” a thin translucent formula which stains and shades, “Dry,” with super-thick pigment meant for dry-brushing, “Air,” which is largely Layer and Base colors meant for use with an airbrush, and “Technical,” which are custom formulas meant for a variety of effects such as brass oxidation and thick mud.



The way I understand it, a few years ago, there was an idea: South Mountain Division would create a T-Trak module for public display at our Mini-Con. The concept behind T-Trak is simple: it's small, which makes it easy to build, store, and transport.

Furthermore, it's plug-and-play; theoretically, anyone from the public could add a module to our display, and our members could take their modules to displays at other shows. Finally, we could sell the modules to members of the public interested in creating their own.

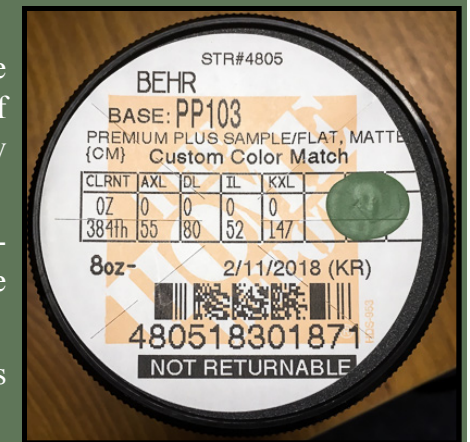
That was the idea, the way I understand it, at least. What I know is that many of you volunteered to take modules home and get them ready for the Mini-Con, headed up by our own Ken Mazer. The plan, as it stands, is to use the Division's modules to showcase our member's talents.

In Ken's case (above), he's added extra trackwork to his module for additional switching opportunity. On my modules, I'll be using foam to create rock cuts.

The purpose of T-Trak isn't for every module to match the others; it's for you to showcase what you're capable of. So, if you have a module (or you'd like to take a crack at one), show our Mini-Con attendees what you can do!

Motive power and rolling stock will be provided for the Mini-Con. If you would prefer to leave your module with the Division, it will be collected for storage after the Mini-Con.

If you'd like to match the color Ken used on his fascia, he's provided the paint info (right) for the Division's use.





- **Roundhouse Model Train Show**

Show: March 3 & 4, 2018.  
 Times: Sat: 10 AM to 4 PM; Sun: 11 AM to 4 PM.  
 Address: B&O Railroad Museum, Baldwin Roundhouse, 901 W Pratt Street, Baltimore, MD 21223.  
 Web: [trainshow.com](http://trainshow.com)

- **Harrisburg Chapter NRHS RR Show and Collectors Market**

Show: March 10, 2018.  
 Time: 9 AM to 3 PM.  
 Address: I. W. Abel Union Hall (Steelworkers Union), 200 Gibson Street, Steelton, PA 17113.  
 Web: [harrisburgnrhs.org](http://harrisburgnrhs.org)

- **Railroad Prototype Modelers (RPM) Valley Forge**

Meet: March 23-25, 2018.  
 Address: The Desmond Hotel Malvern, 1 Liberty Blvd., Malvern, PA 19355.  
 Web: [rpmvalleyforge.com](http://rpmvalleyforge.com)

- **Bunker Hill Train Club Show**

Show: April 7, 2018.  
 Time: 10 AM to 3 PM.  
 Address: 431 W. Second Ave., Ranson, WV 25438.  
 Web: [bunkerhilltrainclub.org](http://bunkerhilltrainclub.org)

- **SMD Mini Convention**

Convention: April 7, 2018.  
 Time: 9 AM.  
 Address: Blue Ridge Mountain Fire Co., 3063 Monterey Ln, Blue Ridge Summit, PA 17214.  
 Web: [smdnmra.org](http://smdnmra.org)

- **Great Scale Model Train Show**

Shows: April 14 & 15, 2018.  
 Shows: June 9 & 10, 2018.  
 Times: Sat: 9 AM to 5 PM; Sun: 10 AM to 4 PM.  
 Address: Maryland State Fair Grounds, Cow Palace (April) / Exhibition Hall (June), 2200 York Rd. Timonium, MD 21093.  
 Web: [gsmts.com](http://gsmts.com)

- **DCNRHS RR presentations**

Presentations: April 20, May 18, & June 15, 2018.  
 Time: 8 PM.  
 Address: Various. See website.  
 Web: [dcnrhs.org](http://dcnrhs.org)

- **O Scale National Convention**

Convention: August 22-26, 2018.  
 Address: Rockville Hilton Hotel, 1750 Rockville Pike, Rockville, MD 20852.  
 Web: [2018oscalenational.com](http://2018oscalenational.com)

- **NMRA/MER Regional Convention**

Convention: October 4-7, 2018.  
 Address: Rockville Hilton Hotel, 1750 Rockville Pike, Rockville, MD 20852.  
 Web: [potomac-nmra.org/MER2018/Main/index.html](http://potomac-nmra.org/MER2018/Main/index.html)

*[If you don't see your activity listed, please send future press releases to [tjfedor@gmail.com](mailto:tjfedor@gmail.com) -Ed.]*

**JAMES RIVER RAILS**  
**Operations Weekend**  
**October 19 – 21, 2018**

- Choose up to 4 operating sessions over 3 days on layouts located in the Richmond and South-Central Virginia area
- Model scenery including West Coast, Great Plains, and East Coast
- Train movements via TT/TO, CTC, sequence schedule, and more
- Operations ranging from mainline “fast paced and disciplined” to branch line “relaxed”
- All layouts DCC controlled – throttles will be provided
- Something for everyone!
- Advanced registration required

**For More Information and Registration:**  
[www.jamesriverrails.org](http://www.jamesriverrails.org)

- **B&O Railroad Museum**, Baltimore, MD.

Phone: (410) 752-2490

Web: [www.borail.org](http://www.borail.org)

- Train ride season begins, March 28.
- Day out with Thomas, April 27-29, & May 4-6.
- B&O employee recognition day, May 19.
- For more events, see website.

- **Chesapeake & Allegheny Live Steamers**, Baltimore, MD.

Phone: (410) 448-0730

Web: [www.calslivesteam.org](http://www.calslivesteam.org)

Web: [www.facebook.com/CALSteamers/](http://www.facebook.com/CALSteamers/)

- Ops - Monthly, second Sunday, April - November.
- For more details, see websites.

- **DCNRHS**, Washington, DC.

Phone: (703) 273-8440

Web: [www.dcnrhs.org](http://www.dcnrhs.org)

- Dinner on the Dover, March 23.
- Tidewater Traveler, May 19 & 20.
- For more events, see website.

- **Mountain Rail Adventures**, Rides out of Elkins, Cheat Bridge, Cass and Durbin, WV.

Phone: (877) 686.7245

Web: [www.mountainrailwv.com](http://www.mountainrailwv.com)

- Cottontail Express; Elkins, March 31.
- Rail heritage weekend; Cass, May 18-20.
- For more events, see website.

- **National Capitol Trolley Museum**, Colesville, MD.

Phone: (301) 384-6088

Web: [www.dctrolley.org](http://www.dctrolley.org)

- Cavalcade of street cars, April 22.
- For more events, see website.

- **Potomac Eagle**, Romney, WV.

Phone: (304) 424-0736

Web: [www.potomaceagle.com](http://www.potomaceagle.com)

- Mother's Day special, May 13.
- Father's Day special, June 17.
- For more events, see website.

- **Rockhill Trolley Museum**, Rockhill Furnace, PA.

Phone: (814) 447-9576 *weekends*

Phone: (610) 428-7200 *weekdays*

Web: [www.rockhilltrolley.org](http://www.rockhilltrolley.org)

- Easter Bunny trolley, March 24.
- For more events, see website.

- **Steam Into History**, New Freedom, PA.

Phone: (717) 942-2370

Web: [www.steamintohistory.com](http://www.steamintohistory.com)

- Eggspecially fun bunny runs, March 18, 24-25, & 30-31.
- For more events, see website.

- **Strasburg Railroad**, Ronks, PA.

Phone: (866) 725-9666

Web: [www.strasburgrailroad.com](http://www.strasburgrailroad.com)

- Easter Bunny Trains, March 30-31, & April 1.
- Day out with Thomas, June 16-24.
- For more events, see website.

- **Walkersville Southern Railroad**, Walkersville, MD.

Phone: (301) 898-0899

Web: [www.wsr.org](http://www.wsr.org)

- Bunny Trains, March 24-25 & 31.
- Opening Day, May 5.
- Steam trains, May 19-20, 26-28, & June 2-3.
- For more events, see website.

- **Western Maryland Scenic Railroad**, Cumberland, MD.

Phone: 1-800-872-4650, x105.

Web: [www.wmsr.com](http://www.wmsr.com)

- Bunny Hops, March 17-18, 24-25, & 31.
- For more events, see website.

[Highlights are posted below each listing. Call or visit on the web for comprehensive, up to date schedules and ticketing information. -Ed.]

### NMRA memberships...

...can be renewed online at: <http://www.nmra.org/membership-application-and-renewal>. There are hyperlinks at the bottom of the web page for the online "U.S. Renewal Membership Application" and a two page Portable Document Format (PDF) that can be printed, filled in, and mailed to the address included at the top of the PDF document. Current one year renewal rates are \$75, which includes the NMRA magazine, and \$47 without the subscription.

### NMRA's Turntable...

...is a monthly publication which, like a railroad turntable, will lead you in a number of directions on the internet.

This e-publication is a collection of railroad and model railroad videos, podcasts, websites, and/or other information freely available on the internet that we think may be of interest to you. The NMRA claims no ownership of this information, nor do we endorse its creators or their websites. The NMRA Turntable will not promote individuals or their for-profit ventures. Visit: <https://www.nmra.org/publication-type/turntable>.