

# WHEEL REPORT

SOUTH MOUNTAIN DIVISION - NMRA



smdnmra.org

## SPRING 2011



### RENEW ONLINE

You can renew your NMRA membership easily on line at <http://www.nmra.org/nmrastore/index.html>. There's a box in the upper right hand corner of this screen called "U. S. Membership". Click on the appropriate category and away you go.

### SPRING MEETINGS

**March** – Sunday, March 14, 2010, 2 to 5 pm. Pete and Jane Clarke's HOn3 East Broad Top near Damascus MD. The Clarke's layout includes Mt. Union with the coal cleaning plant and a brick works, the Augwick Bridge, Orbisonia with the full EBT yard and shops, Pogue bridge, and Robertsdale and its mines. The layout is operated point to point. A recent addition is an iron furnace complex that was located at Orbisonia. Scenery is complete, except for the iron furnace.

Clinic: T.B.D.

**April** – Sunday, April 10, 2011, 2 to 5 pm. Roy Hoffman's Penn Western Railroad near Roxbury PA. The Penn Western is a proto-freelance model railroad in S/Sn3. The PWRR serves several locations in Eastern PA and Southern NJ including Philadelphia, Reading, Allentown, Harrisburg and Camden, NJ. There is also a section devoted to the East Broad Top in Sn3. The layout occupies a 29' X 45' basement area and its scenery is complete. It was featured in the October 2004 *Model Railroader*. A photo was published in the Trackside Photos section of *MR* in December of 2002.

Clinic: TBD

**May** – Sunday, May 15, 2011, 2 to 5 pm. Richard Nemchik, HO scale Tugfork & Eastern. Rich's model railroad is very loosely based on the WM and the B&O. Much of the mainline is in and some scenery. Eventually a port and logging area will be included. Most trains will be extras and most of the railroad's operations will be switching with short 8-10 car trains.

Clinic: TBD

### CHALLENGE

Bob Johnson challenged members who regularly attend meetings to write about what SMD meetings mean to them for inclusion in the *Wheel Report*.

## SMD's AREA EXPANDS

In response to an inquiry about adding Hampshire, Mineral and Morgan Counties in West Virginia to the SMD Area, John Janosko, MER President, sent this email to the SMD Clerk on January 11, 2011:

Richard,  
per our recent board meeting, effective 2-1-2011 the three West Virginia counties will be added to the South Mountain Division. Fred will provide you with the NMRA members that are located in the three counties. If you have any questions let me know.

John Janosko

## NEW MEMBERS

Welcome to new members Stefan Minne, Clarence Roy, Jay Beckham (Morgan County), Ronald Polimeni (Hampshire County), Jeffrey Weaver (Mineral County, and S. F. Whitt (Morgan County). We invite you to our meetings: an important benefit of NMRA membership. Please visit our website at [smdnmra.org](http://smdnmra.org).

## 2011 – 2012 ELECTIONS

We will be electing new officers for the South Mountain Division in May. Therefore, nominations need to be made at the March meeting. To be an officer you must be a member of the NMRA in good standing and reside in the SMD area.

Division officers earn one certified time unit (1 TU) per month toward an Association Volunteer AP Award. If you are interested in running for a position please let Mike Shockey know as soon as possible.

## AP AWARDS



Roy Hoffman was awarded a Golden Spike Award. Mike Shockey presented the award to Roy at the February SMD meeting.

Pete and Jane Clarke were awarded an NMRA Achievement Program Association Volunteer Award.

## GOLDEN SPIKE AWARD

Although the Golden Spike Award is included in the NMRA's Achievement Program (AP), it isn't an actual AP category. However, its requirements are similar:

- Display six units of rolling stock that are scratch built, craftsman or detailed commercial kits.
- Construct a minimum of eight (8) square feet of layout
- Construct five structures that are scratch built, craftsman or detailed commercial kits.
- Have three (3) types of trackage (turnout, crossing, grade change, etc.). The three types of trackage don't have to be different, they may be commercial products, but they must be installed on a proper roadbed and properly ballasted.

## Golden Spike Award, continued

- All installed trackage must be properly wired so two trains can be operated simultaneously.
- Provide one additional electrical feature, such as powered turnouts, signaling, turnout indications, lighted buildings, etc.

Most of us who have a layout or a 2 ft. by 4 ft. HO module qualify for a Golden Spike Award. Consider applying for this award. The application is a one-page checklist that our SMD AP Coordinator Jane Clarke signs. For more information, see <http://nmra.org/education/achievement/gold.html>.

## KEEP IN TOUCH

Every time the Wheel Report is sent out via email, delivery fails for five to seven percent of the addresses. The usual cause is the remote Simple Mail Transfer Protocol (SMTP) server has rejected the address.

If you have changed your email address, please let the clerk know. Also let the clerk know if it is OK to share your new email address with the Mid-Eastern Region NMRA business manager.

Please be aware that if you are not an NMRA member and are receiving the Wheel Report, the clerk will not chase you down to get a correction, because your phone number is not in the NMRA membership database.

## OPERATIONS ROAD TRIP

There are two openings on SMD's Operations RoadTrip, Saturday, April 16, 2011. Contact Don Florwick to get on the manifest. Don can be reached by e-mail at [DJFlorwick@comcast.net](mailto:DJFlorwick@comcast.net) or phone him @ 717-352-8759.

## FROM THE DESK OF THE SUPER

As I sat down to write my 'note' for the spring Wheel Report, I realized we are down to our last 3 meetings of the year and that I have missed quite a few of the meetings. As many of you know I have been dealing with some medical issues. I was diagnosed, in late October, with renal cancer. After meeting with several specialist we came to the decision that the best coarse of action would be to remove the entire left kidney. I had surgery on January 12th, which was completely successful. I just had my 1 month follow up and given clean bill of health. I want to thank everyone for the support and thoughts during this time. I especially want to thank Pete Clarke and Richard Lind for all their work in my time out of the loop. I spent much of my recovery time working on scenery, which I blame on the pain killers ;-}

OK, enough about me, onto the SMD. It is coming up on elections time. We will be taking nominations during the March meeting, with elections held at the April meeting. I'd encourage anyone who is interested in running to speak up. It would be nice to have several names on the ballot this year. As for upcoming meetings, in March we will be re-visiting Pete & Jane Clarke's EBT layout, then in April we will be up to see Roy Hoffman's S scale masterpiece, then we will finish the year out at Rich Nemchik's freelanced RR based on the B&O and the Western Maryland.

In April we will be visiting Dave Bakers layout in Johnstown, PA for an operating session. At the time that I wrote this, there was still one spot available. If interested, please contact Don Florwick. The SMD will plan on doing a trip each year to different layouts outside of our boarders. Later in the summer we will be taking a trip to ride the East Broad Top. Look for more info in this Wheel Report.

## SIGN OF THE TIMES?

The C. Burr Artz Library in downtown Frederick, Maryland has eliminated almost all of its circulating books on railroad subjects.

## SMD's JUNE 4th EBT TOUR

by Pete Clarke



<http://www.ebtrr.com/equip/steam.html>

Join the SMD this summer on the East Broad Top Railroad.

When - Saturday, June 4<sup>th</sup>.

Where - The East Broad Top Railroad,  
421 Meadow Street  
Rockhill Furnace, PA 17249

What - Shop tour, trolley ride, train ride (coach).

What else - Possible meeting with Lee Rainey, co-author of East Broad Top. Speeder rides (extra fare).

Who - SMD members and their families or friends.  
How much - For any member who since September 2010 has hosted a division meeting or given a clinic at a division meeting, SMD will pay the train and shop tour ticket for you and one guest.

If you did not do any of the above but are a member, SMD will pay for you, but not a guest.

The cost (for a coach ticket, trolley ticket, and shop tour) for those not covered by SMD is \$28.00 for adults (shop tour, trolley ride and train ride), \$20.00 for children ages 2-11, Free for children ages 0-2.

You must sign up in advance. Our clerk, Richard Lind, will handle this. If we get enough, we can qualify for a group discount. So purchase all your tickets through Richard and the SMD.

Transportation is on your own and so is food. There's not much time for lunch, but you can bring food and eat on the picnic tables by the roundhouse before the shop tour starts.

What's the plan?

Drive there on your own or in a car pool. It's only an hour's drive from Hagerstown. At 11:00 am we'll take a trolley ride, we'll take the 12:30 pm shop tour, those who want should have time to take a speeder ride, and then we'll ride the 3:00 pm train.

You have four options -

Option 1 - Just a train ride - arrive in time to be on the platform by 2:40 pm.

Option 2 - Shop tour and train ride (maybe a speeder ride also) - arrive in time to be on the platform by 12:15 pm.

Option 3 - Trolley, shop tour, (maybe a speeder) and a train ride - arrive in time to be at the trolley station at 10:45 am



The "Flying Devil" EBY Speeder - one of 9. <http://www.ebtrr.com>

Option 4 - The Works - arrive by 9:00 am with camera charged up and ready. Take shots as the loco pulls out of the roundhouse and is prepared for the day. Take a walk around the site and listen (if you want) as Pete Clarke tells you of the history of the EBT (**again!**). Then we'll take a trolley ride, shop tour, (maybe a speeder ride) and train ride. Arrive in time to be at the round house by 9:00 am.



## SMD's June 4<sup>th</sup> EBT Tour, continued

While SMD will pay for one or two, the officers hope that you'll bring your whole family. Bring some friends as well. This is on a first come, first served basis and the SMD will limit its maximum cost to \$504.00. That covers the first 18 who sign up for all the events. So sign up now!

We must order tickets in advance. That means there are things you must do:

Complete the attached registration form and get it to Richard Lind.

SMD will pay for 1 or 2 people in your party, but we will purchase all tickets as one block.

So give Richard the total count, even those not to be paid by SMD.

We'll purchase tickets in advance, so you'll have to give Richard money for any additional people.

Refund policy – SMD will refund whatever the EBT and/or Rockhill Trolley Museum refunds.

We will place our order on May 8<sup>th</sup> (that's the last SMD meeting for the year), so please sign up (and pay, as applicable) by May 8th. Don't wait to the last moment. Don't make me write "registrations must be postmarked by May 6th." Do it now or risk missing it.

Want to know more about the East Broad Top Railroad? Their website is [www.ebtrr.com](http://www.ebtrr.com)  
The Rockhill Trolley Museum's website is [www.rockhilltrolley.org](http://www.rockhilltrolley.org)

Start setting up those car pools now. Some of us will stop at the Foot of the Mountain restaurant in Mercersburg for dinner.

## CASTING STONE WALLS

by Richard Lind, photos by Don Florwick

Bill Renolds gave an excellent clinic on casting curved stone retaining walls at the SMD February meeting he hosted.

Bill set up a folding table and covered it with an inexpensive plastic tablecloth. He set two pieces of old glass, in this case mirrors, on the table to have a level, plane surface to rest the silicone rubber molds on for curing. He made mixing bowls by cutting a basketball in half. Bill gets his rock molds from Bragdon and his casting supplies from Micro Mark.

Bill set a mold for an uncoursed stone wall on each piece of glass. He measured out a good cup of casting



plaster (not Hydrocal) into a mixing bowl. The casting plaster looks tan in the photo above because Bill later showed us how you can add color to the plaster mix. Bill adds water to the plaster mix, because it's easier to add more water to get the desired consistency. The plaster mix should be like thick cream. If it is too thin, throw some crumbled plaster scraps into the mix to soak up excess moisture.

Bill quickly mixed up a cup of plaster, deformed his basketball bowl into a pouring spout and filled the

first mold halfway with plaster. Then he tamped the plaster in the mold with his spatula to distribute the plaster in the mold and get rid of air bubbles. After a minute or two, Bill slid a 2x4 block under the middle of the mold to make a concave wall. Then Bill filled the mold the rest of the way with his plaster mix and struck it off nice and even with a wide putty knife.



Bill quickly mixed up another batch of plaster and made a convex wall by lifting the ends of the mold and propping them up with scrap wood. In the photo above, he's striking off the plaster on the second mold. In the background, the blue RTV mold has the curing concave wall.

Here's a close-up of the convex wall.



It didn't take long for the plaster to set hard enough to remove the plaster castings from the molds. Bill cleaned his molds with a small brush, like a fingernail brush. The wide putty knife does a good job of cleaning off the glass under the molds.

And here's a close-up of the concave wall.



Bill mixed a small batch of plaster he colored with a very small bit of colored powder made for that purpose. He said a little goes a long way and he said it significantly increases the curing time for the plaster.

Bill uses a dental scaling tool to remove any air bubbles. That's it! Give it a try.

## VIRGINIA TECH IMAGEBASE

University Libraries at Virginia Tech has a fabulous collection of Norfolk & Western and coal industry photos at <http://imagebase.lib.vt.edu/>. If you click the "Browse" button on the left, you will find the "Railroad" sub-folder with 12,551 images. The bulk of this collection with 10,522 images is the Norfolk & Western Historical Photographs. There are another 578 N&W glass plate images. Some of the other collections, such as the Whitley Collection are construction photographs.

If you have an interest in the N&W, this collection is to die for. I always wondered what the N&W's freight and passenger stations in Berryville VA looked like. Now I know.

## REFRESHMENT CAR RESUMES SERVICE

by Richard Lind

Marv Kershner's SMD refreshment car is back in service. For the majority of you who don't attend SMD meetings, we have an O-scale ice refrigerator car decorated with the logo you see on the Wheel Report masthead that we use to collect a small donation to offset the host's expense of providing refreshments. Each attendee stuffs a dollar or two into the A-end ice bunker. At the conclusion of the meeting, the body is lifted off the frame and the cash donation is given to the meeting host.

This car is part of Marv Kershner's legacy to the SMD. Marv was excellent in graphic design. At one time he did all the maps used in the Wheel Report and for the MER Hagerstown Conventions. He designed the three-color logo you see on the Wheel Report masthead. Marv was an O-scale modeler and hi-rail operator. I'm sorry I never met Marv. The stories members tell are about a man who was creative, imaginative, whimsical and humorous.

Marv's Sagalot Central Railroad is a case in point. Marv's daughter Sally loves cats, so one of the industries on the Sagalot Central was Salkat Chemicals. Anybody who has had to routinely deal with cat boxes can see the humor in this. A lumbering area was in Burnam Woods. A branch from Misery Junction went to an operating coal tipple at Mount Idy. A lake on the layout was named Loch Ness.

Marv built the Sagalot Central using Gargraves track. Most of us associate Gargraves track with toy trains, but not Marv. He was a modeler using contemporary modeling techniques. His gently curving track ascended and descended as it circled the room three times, crossing and recrossing itself before returning to a stub-end terminal in the next room.



Marv Kershner's SMD Refreshment Car

## COAL INDUSTRY IMAGES

Christopher DellaMea maintains an incredible archive of photos of coalfield tipples, coalcamps and rust belt industry on [www.coalcampsusa.com](http://www.coalcampsusa.com). Just open this web page and start navigating around. He has historic photos and photos of what these places look like today and a lot of good information. You will find photos of beehive coke ovens in operation, such as at Bretz WV before EPA shut them all down in 1973. If you have an interest in the coal industry, open this website and enjoy.

## CATOCTIN AQUEDUCT

Chesapeake & Ohio Canal Company's aqueduct over Catoctin Creek is being restored.

If you want to see how stone arch bridges were constructed, here's your chance. Besides, it's a beautiful walk and something you can do with your family while railfanning the parallel CSX.

It's easy to find. Just take US Highway 15 toward Point of Rocks, turn right at the roundabout onto Maryland Route 464 toward Brunswick MD and take the first right (south) turn toward the river onto Lander Road. Drive down into the Potomac River Valley. Turn left at the road's lowest point, go over the railroad tracks and immediately turn left again. Follow the lane to the parking lot at the historic Lock 29 lock tender's house. From there it's a 0.64-mile walk to the west to the aqueduct.



## CLASSES, OPEN HOUSES AND TRAIN SHOWS

February 27, 2011. Cumberland Valley Model RR Club toy, doll and train show. Scotland Community Center, Main Street, Scotland PA. 9am to 2 pm. Directions: Take Exit 20 from I-81. Go north on PA 997. Turn left at M&T Bank. Community Center is on the right. Watch for show sign. . [www.cvmrrc.com/events.htm](http://www.cvmrrc.com/events.htm)

March 12, 2011. Winchester Model Railroad Club show and sale at the Friendship Fire Company meeting hall at 627 North Pleasant Valley Road, and open house at 430 North Cameron Street. The open house is from 9 am to 2 pm and is free. Admission for adults at the train show and sale is \$3.00. See [www.wmrrc.org](http://www.wmrrc.org) for info.

March 19, 2011. 25<sup>th</sup> Annual Harrisburg Railroad Show and Collector's Market. I. W. Abel Union Hall, 200 Gibson Street, Steelton PA 17113. 9 am to 3 pm. \$5 donation at the door. See <http://harrisburgnrhs.org/>

March 25-27, 2011. Railroad Prototype Modelers Meet. Sheraton Four Points Hotel, Route 30 East, Greensburg PA. Seminar registration \$35. The seminar will be from 1 PM on Friday through 11 PM on Saturday, with a operating sessions on Thursday evening and Friday morning. Layout tours on Sunday. Call Sheraton Four Points at 724-836-6060 and mention "Prototype Modelers Meet" to reserve a room at a rate of \$95 plus tax. For more information and registration form, go to [http://mysite.verizon.net/keystonecorridor/rpm\\_flyer.pdf](http://mysite.verizon.net/keystonecorridor/rpm_flyer.pdf)

March 27, 2011. Cumberland Valley Model Railroad Club open house, 440 Nelson Stret, Chambersburg PA 17201. Noon – 5 pm. For more info, see <http://www.cvmrrc.com/>

April 2, 2011. Bunker Hill Train Club Show, Ranson Civic Center, 431 West 2<sup>nd</sup> Avenue, Ranson

WV 25438. For more info, see [www.bunkerhilltrainclub.org](http://www.bunkerhilltrainclub.org) .

April 9-10, 2011. Great Scale Model Train Show, Maryland State Fair Grounds, 2200 York Road, Timonium MD 21093 [www.gsmts.com](http://www.gsmts.com)

April 9, 2011. MCR Div. 2 Pittsburgh Model Railroad Janboree, Sewall Center, Robert Morris University Moon Campus [www.keystonedivision.org](http://www.keystonedivision.org)

June 25-26, 2011. Great Scale Model Train Show, Maryland State Fair Grounds, 2200 York Road, Timonium MD 21093 [www.gsmts.com](http://www.gsmts.com)

June 26, 2011. Cumberland Valley Model Railroad Club open house, 440 Nelson Stret, Chambersburg PA 17201. Noon – 5 PM. For more info, see <http://www.cvmrrc.com/>

July 3-9, 2011. Extra 2011 West. The NMRA's Annual Convention, Sacramento CA. For more info, see <http://www.x2011west.org/>

July 8-10, 2011. National Train Show, Sacramento Convention Center. <http://x2011west.org/trainshow.html>

July 31, 2011. Cumberland Valley Model RR Club toy, doll and train show. Scotland Community Center, Main Street, Scotland PA. 9am to 2 pm. Directions: Take Exit 20 from I-81. Go north on PA 997. Turn left at M&T Bank. Community Center is on the right. Watch for show sign. . [www.cvmrrc.com/events.htm](http://www.cvmrrc.com/events.htm)

October 27-30, 2011. Piedmont Crossing. Mid-Eastern Region NMRA Convention. Cary NC. For info, see <http://mer.nmra.org/MERConv/MERConv.html>



## TRAIN RIDES

February 19, 20, 21, 2011. Strasburg Railroad, 301 Gap Rd Ronks, PA 17572

<http://www.strasburgrailroad.com> for info.

March 12, 2011. Start of Sat. Sun Weekend service on the Strasburg Railroad, 301 Gap Rd Ronks, PA 17572 <http://www.strasburgrailroad.com> for info.

March 28, 2011 start of daily service on the Strasburg Railroad, 301 Gap Rd Ronks, PA 17572 <http://www.strasburgrailroad.com> for info.

May 1, 2011. Operating season begins for the Western Maryland Scenic Railroad. See <http://www.wmsr.com/static.php?page=84>

May 7, 2011 Opening season begins for the East Broad Top Railroad, Rockhill Furnace (Orbisonia) PA. <http://www.ebtrr.com/events.html>

May 7, 2011 Opening Saturday. Walkersville Southern Railroad, Walkersville MD. See <http://www.wsrr.org/schedule.htm> for schedule.

May 22, 2010. Opening day on the Potomac Eagle Scenic Railroad. See their schedule at <http://www.potomaceagle.info/trips.php>

June 18-26, 2011. Day Out with Thomas. Strasburg Railroad, East Strasburg PA. <http://www.strasburgrailroad.com> for info.

Strasburg Railroad Wine and Cheese Trains, 301 Gap Rd Ronks, PA 17572. Schedule not published. See <http://strasburgrailroad.com/wine-and-cheese.php>

## SMD OFFICERS 2010/11

### Superintendent:

Michael Shockey  
Email: [SHOgone@aol.com](mailto:SHOgone@aol.com)

### Clerk/Wheel Report Editor:

Richard Lind  
202 West College Terrace  
Frederick, MD 21701-4844  
(301) 694-9496  
rclind202@verizon.net

### Paymaster:

Ray Price  
(301) 845-6465  
rayswesternmarylandrr@erols.com

### smdnmra.org Webmaster:

Roy Hoffman  
(  
Email:

### Division Achievement Coordinator:

Jane Clarke  
(301) 253-1913  
Email: [Jane.Clarke@BioReliance.com](mailto:Jane.Clarke@BioReliance.com)

### Advisory Committee:

Pete Clarke  
(301) 482-1136  
Email: ebtmx5@aol.com

Donald (Don) Florwick  
(717) 352-8759  
Email: DJFlorwick@comcast.net

Bob Johnson  
(301) 371-9129  
Email: rcyrilj@aol.com

**Registration form for June 4 2011 East Broad Top Railroad event.**

Print your name (First and last. Be sure it's legible) \_\_\_\_\_

Print your address Street \_\_\_\_\_

City \_\_\_\_\_

State \_\_\_\_\_ Zip \_\_\_\_\_

Print your phone number (\_\_\_\_\_) \_\_\_\_\_ - \_\_\_\_\_

Print your email address \_\_\_\_\_

Total # in my party \_\_\_\_\_

**Trolley ride:**

# in my party aged 2 - 12 \_\_\_\_\_ X \$ 4.00 = \_\_\_\_\_

# in my party aged over 12 \_\_\_\_\_ X \$ 7.00 = \_\_\_\_\_

**Shop tour:**

# in my party aged 2 up \_\_\_\_\_ X \$ 8.00 = \_\_\_\_\_

**Train ride:**

# in my party aged 0 - 2 \_\_\_\_\_ X \$ 0.00 = \_\_\_\_\_

# in my party aged 2 - 11 \_\_\_\_\_ X \$ 8.00 = \_\_\_\_\_

# in my party aged over 11 \_\_\_\_\_ X \$ 13.00 = \_\_\_\_\_

Total train ride cost = \$ \_\_\_\_\_

Total of Shop tour and train ride = \$ \_\_\_\_\_

**Check if applicable:**

I qualify for the 2 person SMD discount. If so, then reduce the total by two times the adult fare of the items you've selected.

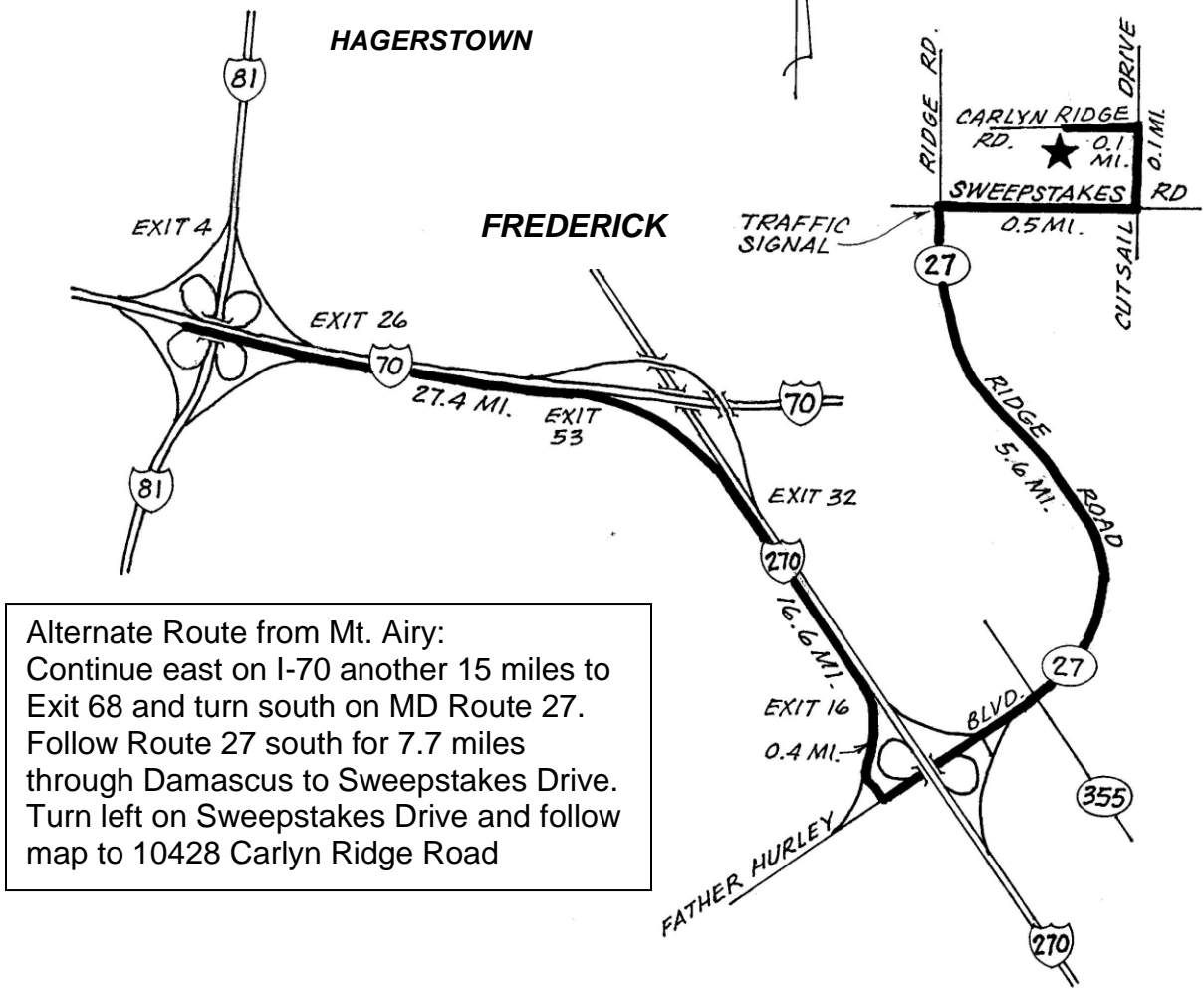
I qualify for the 1 person SMD discount. So reduce above total by the adult fare of the items you've selected.

My final cost is \$ \_\_\_\_\_

Write a check to the South Mountain Division for that amount and send it and this completed form to;  
Richard Lind  
202 W College Terrace  
Frederick, MD. 21701-4844

### MARCH SMD MEETING

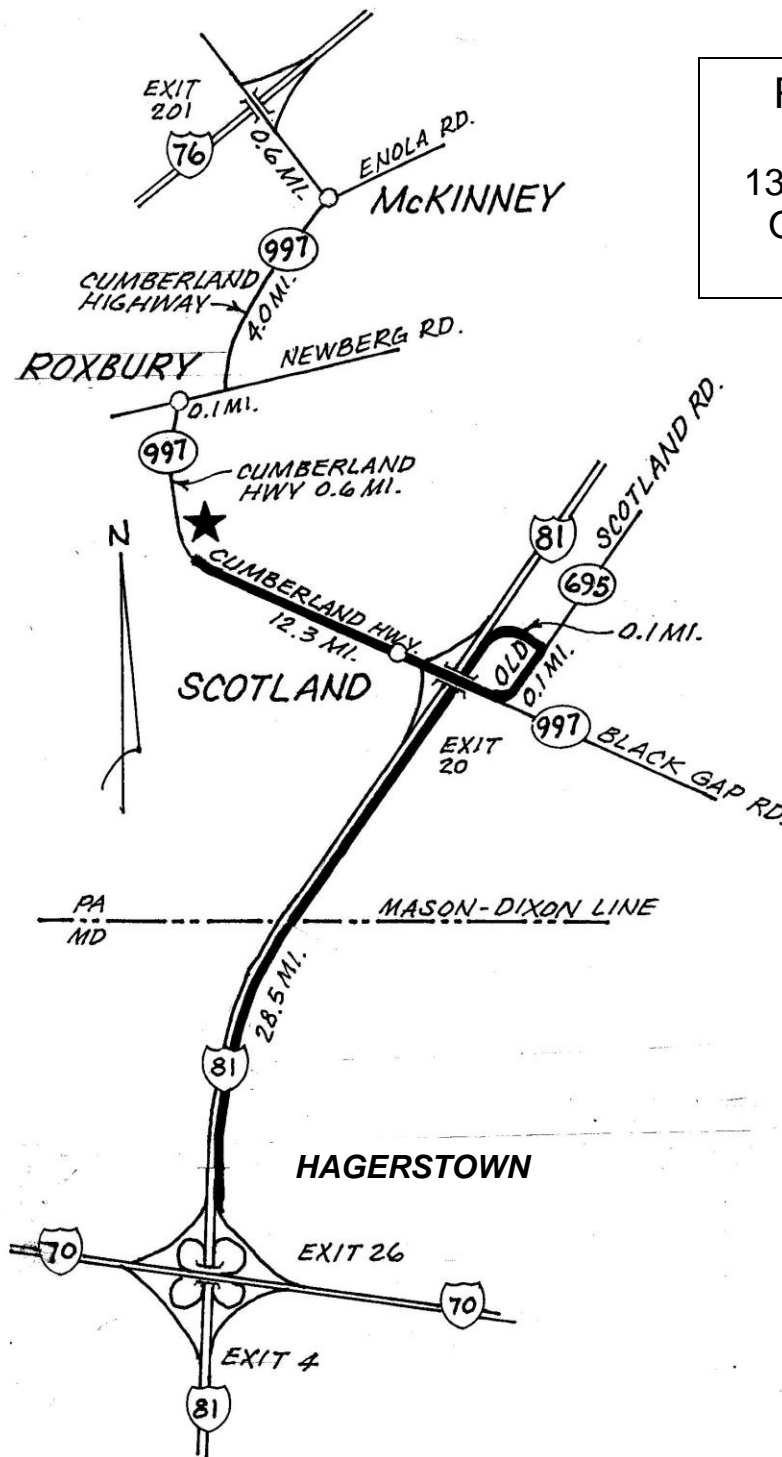
Pete and Jane Clarke's  
HOn3 East Broad Top Railroad  
March 13, 2011, 2 to 5 pm



Alternate Route from Mt. Airy:  
Continue east on I-70 another 15 miles to  
Exit 68 and turn south on MD Route 27.  
Follow Route 27 south for 7.7 miles  
through Damascus to Sweepstakes Drive.  
Turn left on Sweepstakes Drive and follow  
map to 10428 Carlyn Ridge Road



### APRIL SMD MEETING



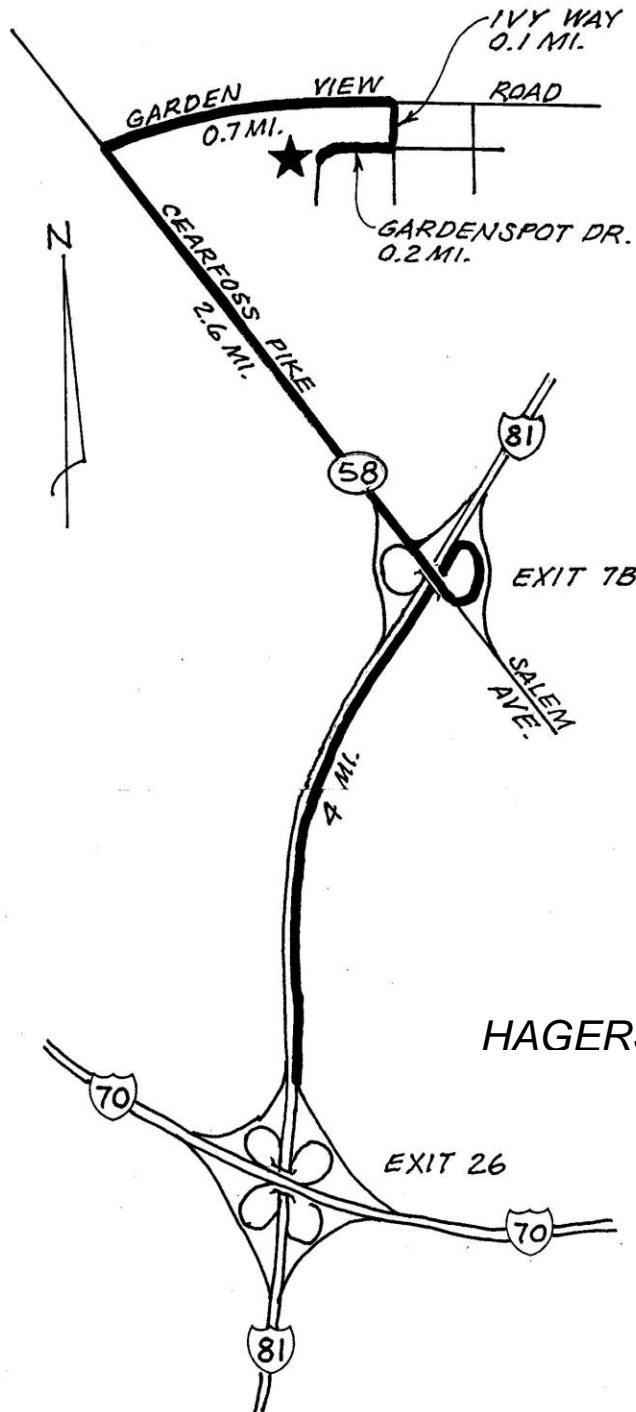
Roy Hoffman's S scale  
Penn Western RR.  
13544 Cumberland Highway  
Orrstown PA 17244-9632  
April 10, 2 PM – 5 PM

Directions:

From Exit 26 on I-70, merge onto I-81 North toward Hagerstown/Harrisburg. Go 28.5 miles, crossing into Pennsylvania. Take Exit 20 toward PA-997/Olde Scotland Road for 0.1 mile. Turn right onto PA-695/Olde Scotland Road and go 0.1 mile. Make a slight right onto Black Gap Rd./PA-997. Continue to follow PA-997 12.3 miles to 13544 Cumberland Highway, which will be a brown rancher on your right. You will pass through Scotland PA, where the road name changes to Cumberland Highway. When you pass Timmon's Country Market on the left at 11466 Cumberland Highway you're getting close.

### MAY SMD MEETING

### MAUGANSVILLE




Richard Nemchik's HO scale  
Tugfork & Eastern RR.  
17726 Gardenspot Drive  
Hagerstown MD 21740-9110  
May 15, 2 PM – 5 PM

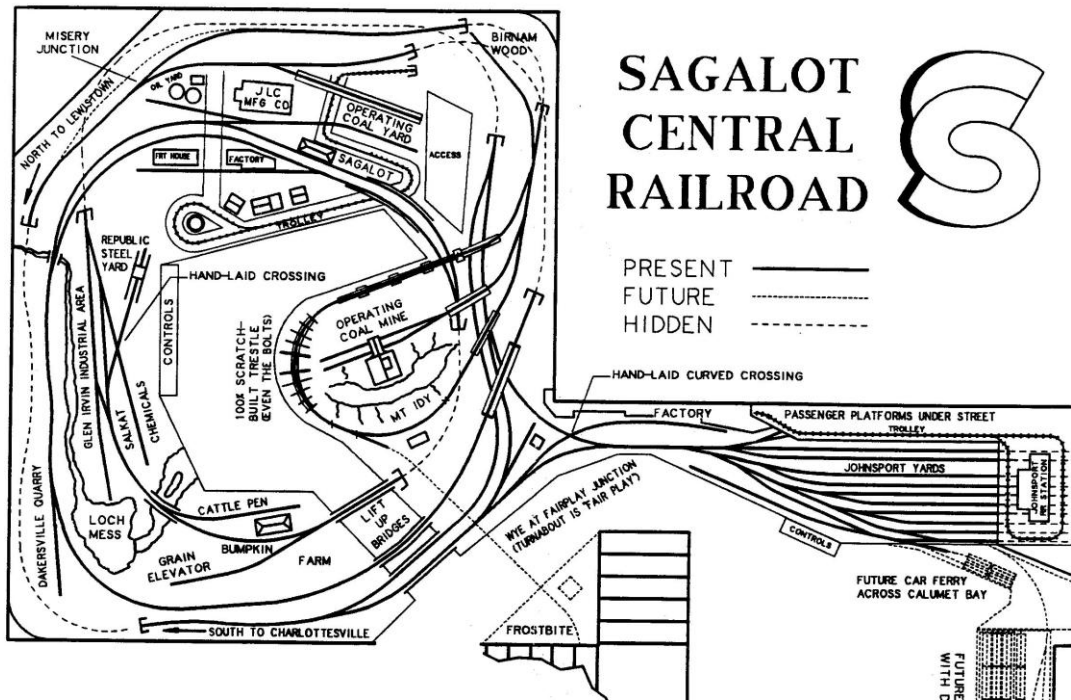
Directions:  
From I-81/I-70 Interchange, go north on I-81 about 4 miles. Turn right onto Exit 7B for Salem Ave./Clearfoss Pike. Turn right onto MD Route 58/Clearfoss Pike and go 2.6 miles. Turn right onto Garden View Road and go 0.7 miles. At the top of the hill, turn right onto Ivy Way. Take the first right onto Gardenspot Drive, and the second house on the right is 17726 Gardenspot Dr. Use the door by the garage or around the back there's also an entrance.

# WHEEL REPORT **SMD**

SOUTH MOUNTAIN DIVISION - NMRA



Richard Lind, -- Editor, 202 West College Terrace, Frederick MD



Marv Kershner's O Scale Sagalot Central Railroad